

# Optimally Imprecise Memory and Biased Forecasts\*

Rava Azeredo da Silveira  
ENS and University of Basel

Yeji Sung  
Columbia University

Michael Woodford  
Columbia University

June 19, 2020

## Abstract

We propose a model of optimal decision making subject to a memory constraint. The constraint is a limit on the complexity of memory measured using Shannon's mutual information, as in models of rational inattention; but our theory differs from that of Sims (2003) in not assuming costless memory of past cognitive states. We show that the model implies that both forecasts and actions will exhibit idiosyncratic random variation; that average beliefs will also differ from rational-expectations beliefs, with a bias that fluctuates forever with a variance that does not fall to zero even in the long run; and that more recent news will be given disproportionate weight in forecasts. We solve the model under a variety of assumptions about the degree of persistence of the variable to be forecasted and the horizon over which it must be forecasted, and examine how the nature of forecast biases depends on these parameters. The model provides a simple explanation for a number of features of reported expectations in laboratory and field settings, notably the evidence of over-reaction in elicited forecasts documented by Landier, Ma and Thesmar (2020) and Bordalo *et al.* (2020).

---

\*We thank Ben Hébert, David Laibson, and Andrei Shleifer for helpful discussions, and the Alfred P. Sloan Foundation, the CNRS through UMR 8023, and the IOB for research support.

The hypothesis of rational expectations (RE) proposes that decisions are based on expectations that make use of all available information in an optimal way: that is, those that would be derived by correct Bayesian inference from an objectively correct prior and the data that has been observed to that date. Yet both in surveys of individual forecasts of macroeconomic and financial variables and in forecasts elicited in experimental settings, beliefs are more heterogeneous than this hypothesis should allow, and forecast errors are predictable on the basis of variables observable by the forecasters, contrary to this hypothesis. In particular, a number of studies have argued that forecasts typically over-react to new realizations of the variable being forecasted. (See Bordalo *et al.*, 2020, and Landier *et al.*, 2020, for recent examples with extensive references to prior literature.)

A variety of models of expectation formation have been proposed that allow for such over-reaction. The simplest type of model simply posits that the forecasted future value of a variable is a particular linear function of the last few observations of the variable; with an appropriate choice of the coefficients (such as those proposed by Metzler, 1941), a forecasting heuristic of this kind may imply that a recent increase in the variable will be extrapolated into the future, so that further increases are anticipated, regardless of whether the degree of serial correlation of changes in the variable make this an optimal forecast. A classic critique of such proposals, however, is that of Muth (1961): why should decision makers continue to forecast in this way, if their forecasts are systematically biased, as repeated observations should eventually make clear? Moreover, a mechanical heuristic with fixed coefficients is unable to explain how the biases in observed forecasts change depending on the persistence of the process that is forecasted (Landier *et al.*, 2020).

Fuster *et al.* (2010, 2011) propose a more sophisticated model, in which decision makers are assumed to forecast a time series by modeling it as a low-order autoregressive process; the coefficients of their forecasting rule are those implied by the AR( $k$ ) model that best fits the autocorrelation function of the actual series, for some fixed bound on  $k$ . The authors argue that actual time series often involve long-horizon dependencies, and show that in this case (say, an AR(40) process forecasted by people who consider models with no more than 10 lags), long-horizon forecasts using the best-fitting AR( $k$ ) model can significantly over-react to recent trends in the data.

This proposal, however, remains subject to several objections. Why should the restriction to models of the data with a fixed upper bound on  $k$  be maintained, even when the available sequence of observations with which to estimate the model becomes unboundedly long? Moreover, even if one grants that a constraint on model complexity requires that no more than some finite number of explanatory variables be stored and used as a basis for forecasts, why must the explanatory variables correspond to the last  $k$  observations of the series? In the kind of example in which Fuster *et al.* argue that their proposal predicts over-reaction, more accurate long-horizon forecasts would be possible if the forecast were conditioned on a long moving average of observations, rather than only recent observations; yet tracking a small number of moving averages would seem no more complex than always having access to the last  $k$  observations. And above all, the Fuster *et al.* explanation implies that over-reaction should only be observed in the case of variables that are not well-described by an AR( $k$ ) process of low enough order. Yet Landier *et al.* (2020) find significant over-reaction in an experiment in which the true data-generating process is an AR(1) process; and in fact, they find the most severe degree of over-reaction (as discussed further below) when the process

to be forecasted is white noise.

Here we offer a different explanation for the pervasiveness of over-reaction. We consider a model in which a decision maker’s forecasts (or more generally, actions with consequences that depend on the future realization of some variable) can be based both on currently observable information and an imperfect memory of past observations. Subject to this constraint on the information that the decision rule can use, we assume that the rule is optimal. Moreover, rather than making an arbitrary assumption about the kind of statistics about past experience that can be recalled with greater or lesser precision, we allow the memory structure to be specified in a very flexible way, and assume that it is optimized for the particular decision problem, subject only to a constraint on the overall complexity of the information that can be stored in (and retrieved from) memory — or more generally, subject to a cost of using a more complex memory structure.

In the limiting case in which the cost of memory complexity is assumed to be negligible, the predictions of our model coincide with those of the rational expectations hypothesis. But when the cost is larger (or the constraint on memory complexity is tighter), our model predicts that forecasts should be both heterogeneous (even in the case of forecasters who observe identical data) and systematically biased. Moreover, the predicted biases include the type of over-reaction to news documented in surveys of forecasts of macroeconomic and financial time series by Bordalo *et al.* (2020) and in laboratory forecasting experiments by Landier *et al.* (2020). And unlike the model of Fuster *et al.* (2010, 2011), our model predicts that over-reaction to news will be most severe in the case of time series exhibiting little serial correlation.

In seeking to endogenize the information content of the noisy cognitive state on the basis of which people must act, our theory is in the spirit of Sims’s (2003) theory of “rational inattention”; and indeed, we follow Sims in modeling the complexity constraint using information theory. There is nonetheless an important difference between our theory and that of Sims (2003). Sims assumes a constraint on the precision with which new observations of the world can reflect any current or past conditions outside the head of the decision maker, but assumes perfectly precise memory of all of the decision maker’s own past cognitive states, and also assumes that past external states can be observed at any time with the same precision as current conditions. We instead assume (for the sake of simplicity) that the current external state can be observed with perfect precision, but that memory of past cognitive states is subject to an information constraint; and we further assume that the decision maker has no access to external states that occurred in the past, except through (information-constrained) access to her own memory of those past states. These differences are crucial for the ability of our model to explain over-reaction to news.

Other recent papers that explore the consequences of assuming that memory provides only a noisy record of past observations include Neligh (2019) and Afrouzi *et al.* (2020). While these authors also assume that some aspects of memory structure are optimized for a particular decision problem, the classes of memory structures that they consider are different (and less flexible) than the one that we analyze here.

Both of these papers assume that successive observations of the external state are individually encoded (possibly with variable precision) and stored in memory at the time of the observation; the precision of the record of each observation then evolves over time in a way that is exogenously specified, rather than optimized; and finally, when memory is accessed

later to make a decision, the nature of the signal about the contents of memory may also be endogenized. (Neligh focuses on endogenizing the precision of the initial encoding of individual observations; Afrouzi *et al.* instead focus on endogenizing the precision of what is retrieved from memory.) Both papers take it as given that memory is a vector of separately encoded values of individual observations, and allow no re-encoding of the contents of memory between the time of an initial observation and its retrieval for use in a decision. Our concern is instead with the way in which it is optimal for memory to be constantly re-encoded as time passes, in order to make the most efficient use of a finite limit on the complexity of the stored representations. We comment further on the differences between our framework and those of these other papers below.<sup>1</sup>

We present the assumptions of our model and state the optimization problem that we consider in section 1. Section 2 offers a general characterization of the optimal memory structure in our model, showing in particular that it is optimal under our assumptions for the memory state at each point in time to be represented by a single real number, a random variable the mean of which depends on the entire sequence of previous observations. Section 3 illustrates the model’s implications, discussing quantitative aspects of numerical solutions of the model for particular parameter values. We emphasize the failure of beliefs ever to converge to those associated with a rational expectations equilibrium, and show that instead, there are perpetual stationary fluctuations in subjective beliefs similar (though not identical) to those predicted by models of “constant-gain learning” (Evans and Honkapohja, 2001). Finally, section 4 presents the quantitative predictions of the model for statistics of the kind reported by Landier *et al.* (2020) and Bordalo *et al.* (2020), showing not only that the model can produce over-reaction to news, but that it can be parameterized so as to predict roughly the degree of over-reaction measured by these authors. Section 5 [yet to be written] concludes.

## 1 A Flexible Model of Imprecise Memory

Here we introduce the class of linear-quadratic-Gaussian decision problems that we study, and specify the nature of a general constraint on the precision of memory. This gives rise to a dynamic optimization problem, the solution to which we study below.

### 1.1 The forecasting problem

In the kind of decision problem which we consider, a decision maker [DM] observes the successive realizations of a univariate stochastic process  $y_t$  (“the external state”), which we assume to be a stationary AR(1) process. We write the law of motion of this process in the form

$$y_t = \mu + \rho(y_{t-1} - \mu) + \epsilon_{yt}, \quad (1.1)$$

where  $\mu$  is the mean value of the external state,  $\rho$  is the coefficient of serial correlation (with  $|\rho| < 1$ ), and  $\{\epsilon_{yt}\}$  is an i.i.d. sequence, drawn each period from a Gaussian distribution

---

<sup>1</sup>See section 1.2. In addition to considering a different class of possible memory structures, Neligh (2019) addresses largely distinct questions from those analyzed here. Afrouzi *et al.* (2020) instead address many of the same phenomena as we do, but under different theoretical assumptions.

$N(0, \sigma_\epsilon^2)$ . The variance of the external state (conditional on the value of  $\mu$  and the other parameters) will therefore equal  $\sigma_y^2 \equiv \sigma_\epsilon^2 / (1 - \rho^2)$ .

The DM's problem is to produce each period a vector of forecasts  $z_t$ , so as to minimize the expected value of a discounted quadratic loss function

$$\mathbb{E} \sum_{t=0}^{\infty} \beta^t (z_t - \tilde{z}_t)' W (z_t - \tilde{z}_t), \quad (1.2)$$

where  $0 < \beta < 1$ ,  $W$  is a positive definite matrix specifying the relative importance of accuracy of the different dimensions of the vector of forecasts, and the eventual outcomes that the DM seeks to forecast are functions of the future evolution of the external state,<sup>2</sup>

$$\tilde{z}_t \equiv \sum_{j=0}^{\infty} A_j y_{t+j},$$

where the coefficients  $\{A_j\}$  satisfy  $\sum_j |A_j| < \infty$ . This formalism allows us to assume that the DM may produce forecasts about the future state at multiple horizons (as is typically true in surveys of forecasters, and also in the experiment of Landier, Ma, and Thesmar, 2020). It also allows us to treat cases in which the DM may choose a vector of actions, the rewards from which are a quadratic function of the action vector and the external state in various periods; the problem of action choice to maximize expected reward in such a case is equivalent to a problem of minimizing a quadratic function of the DM's error in forecasting certain linear combinations of the value of the external state at various horizons.<sup>3</sup>

To simplify our discussion, we assume that the second moments of the stochastic process for the external state are known (more precisely, that the DM's decision rule can be optimized for particular values of these parameters, that are assumed to be the correct ones), while the first moment is not, so that the DM's decision rule must respond adaptively to evidence about the unknown mean value provided by the DM's observations of the state. Thus the values of the parameters  $\rho$  and  $\sigma_\epsilon^2$  are assumed to be known, while  $\mu$  is not; the parameter  $\mu$  is assumed to be drawn from a non-degenerate prior distribution,  $\mu \sim N(0, \Omega)$ . Conditional on the value of  $\mu$ , the initial lagged state  $y_{-1}$  is assumed to be drawn from the prior distribution  $N(\mu, \sigma_y^2)$ , the ergodic distribution for the external state given a value for  $\mu$ . When we consider the optimality of a possible decision rule for the DM, we integrate over this prior distribution of possible values for  $\mu$  and  $y_{-1}$ , assuming that the decision rule must operate in the same way regardless of which values happen to be true in a given environment.

Note that in the absence of any memory limitation — and given the assumption (maintained in this paper) of perfect observability of the realizations of  $y_t$  — it should be possible eventually for the DM to learn the value of  $\mu$  to arbitrary precision, so that despite our

---

<sup>2</sup>Note that the variables denoted  $\tilde{z}_t$  are not quantities the value of which is determined at time  $t$ ; the subscript  $t$  is used to identify the time at which the DM must produce a forecast of the quantity, not the time at which the outcome will be realized. Thus the best possible forecast of  $\tilde{z}_t$  at time  $t$ , even with full information, would be given by  $\mathbb{E}_t \tilde{z}_t$ , which will generally not be the same as the realized value  $\tilde{z}_t$ .

<sup>3</sup>For example, in a standard consumption-smoothing problem with quadratic consumption utility, the DM's level of expected utility depends on the accuracy with which “permanent income” is estimated at each point in time. This requires the DM to forecast a single variable  $\tilde{z}_t$ , for which the coefficient  $A_j$  is proportional to  $\beta^j$  for all  $j \geq 0$ .

assumption that the value of  $\mu$  must be learned, the optimal decision rule should coincide asymptotically with the full-information rational-expectations prediction. We show, however, that this is not true when the precision of memory is bounded.

In any problem of this form (regardless of the assumed memory limitations, which have yet to be specified), the DM's problem can equivalently be formulated as one of simply choosing an estimate  $\hat{\mu}_t$  of the unknown mean  $\mu$  at each date  $t$ , based on the information available at the time that  $z_t$  must be chosen. It follows from the law of motion (1.1) that

$$E_t \tilde{z}_t = \sum_{j=0}^{\infty} A_j [\mu + \rho^j (y_t - \mu)]$$

Conditioning instead on the coarser information set that represents the DM's cognitive state at time  $t$  (and noting that this includes precise awareness of the value of  $y_t$ ), we similarly find that the optimal estimate of  $\tilde{z}_t$  will be given by

$$z_t = \sum_{j=0}^{\infty} A_j [\hat{\mu}_t + \rho^j (y_t - \mu)], \quad (1.3)$$

where  $\hat{\mu}_t$  is the expectation of  $\mu$  conditional on the DM's information set at time  $t$ .

We show in the appendix that the DM's expected loss cannot be reduced by restricting attention to a class of decision rules of the form (1.3), under different possible assumptions about how the estimate  $\hat{\mu}_t$  is formed.<sup>4</sup> In the case of any forecasting rule of that kind, the loss function (1.2) is equal to

$$\alpha \cdot \sum_{t=0}^{\infty} \beta^t MSE_t \quad (1.4)$$

plus a term that is independent of the DM's forecasts, where

$$MSE_t \equiv E[(\hat{\mu}_t - \mu)^2]$$

is the mean squared error in estimating  $\mu$ , and  $\alpha > 0$  is a constant that depends on the coefficients  $\{A_j\}$  and  $W$ . Thus one can equivalently formulate the DM's problem as one of optimal choice of an estimate  $\hat{\mu}_t$  each period, so as to minimize  $MSE_t$ .

## 1.2 Memory structures and their cost

We assume that the memory carried into each period  $t \geq 0$  can be summarized by a vector  $m_t$  of dimension  $d_t$ ; the action chosen in period  $t$  (i.e., the choice of  $\hat{\mu}_t$ ) must be a function of the cognitive state specified by  $s_t = (m_t, y_t)$ . The dimension of the memory state is assumed only to be finite, and is not required to be the same for all  $t$ . (The case of *perfect memory* can be accommodated by our notation, by assuming that  $d_t = t$ , and that the elements of the vector  $m_t$  correspond to the values  $(y_0, y_1, \dots, y_{t-1})$ .) We assume that current external

---

<sup>4</sup>See Appendix A for details of the argument.

state  $y_t$  is perfectly observable,<sup>5</sup> but that behavior can depend on past states only to the extent that memory provides information about them.

We further suppose that the memory state evolves according to a linear law of motion of the form

$$m_{t+1} = \Lambda_t s_t + \omega_{t+1}, \quad \omega_{t+1} \sim N(0, \Sigma_{\omega,t+1}) \quad (1.5)$$

starting from an initial condition of dimension  $d_0 = 0$  (that is,  $s_0$  consists only of  $y_0$ ). However, the dimension  $d_{t+1}$  of the memory that is stored, and the elements of the matrices  $\Lambda_t, \Sigma_{\omega,t+1}$  are allowed to be arbitrary; we require only that  $\Sigma_{\omega,t+1}$  must be positive semi-definite (though it need not be of full rank).

For example, one type of memory structure that this formalism allows us to consider is an “episodic” memory of the kind assumed by Neligh (2019).<sup>6</sup> In this case,  $d_t = t$ , and there is an element of  $m_t$  corresponding to each of the past observations  $y_\tau$  for  $0 \leq \tau \leq t - 1$  (generalizing the case of perfect memory just discussed). The memory of  $y_\tau$  at some later time  $t$  is given by  $m_{\tau+1,t} = y_\tau + u_{\tau+1,t}$ , where  $u_{\tau+1,t}$  is a Gaussian noise term, independent of the value of  $y_\tau$ , and with a variance that is necessarily non-decreasing in  $t$ . This can be represented by letting  $d_t = t$ ,  $\Lambda_t$  be the identity matrix of dimension  $t + 1$ , and  $\Sigma_{\omega,t+1}$  a diagonal matrix of dimension  $n + 1$  (with non-negative elements, but not necessarily of full rank).

Another type of memory that we can consider is one in which only the  $n$  most recent past observations of the external state can be recalled, though these are recalled with perfect precision. The requirement that forecasts be functions of the cognitive state would then require them to be functions of  $(y_t, y_{t-1}, \dots, y_{t-n})$  for some finite  $n$ , as under the hypothesis of “natural expectations” proposed by Fuster, Hébert, and Laibson (2011). This case would correspond to a specification in which  $d_t = n$  for all  $t$ ;  $\Lambda_t$  is an  $n \times (n + 1)$  matrix, the right  $n \times n$  block of which is an identity matrix, and the first column of which consists entirely of zeroes; and  $\Sigma_{\omega,t+1} = 0$ . Our formalism is much more flexible than either of these cases, however, and neither of those specifications turns out to be optimal.

We limit the precision of memory by further assuming that there is a cost of storing and/or accessing the memory state  $m_{t+1}$ , that is an increasing function of the Shannon mutual information between the memory state  $m_{t+1}$  and the cognitive state  $s_t$  about which it provides information.<sup>7</sup> If  $I_t$  is the mutual information between these two random variables, we assume a memory cost in period  $t$  of  $c(I_t)$ , where  $c(I)$  is an increasing, convex function. Two extreme possibilities, both of which we consider further below, are the one in which  $c(I)$  is a linear function,  $c(I) = \theta \cdot I$  for some  $\theta > 0$ ; and the opposite limiting case in which

---

<sup>5</sup>We might also assume that the current state is observable only imprecisely, as in the model of Sims (2003); but in the present treatment, we simplify the analysis, and highlight the consequences of imperfect memory, by considering the limiting case in which there is no cost of precise observation of the current external state.

<sup>6</sup>Note however that Neligh’s model is not a special case of ours, because in addition to restricting attention to a more special class of memory structures, he assumes a different cost function for precision than the one we propose below.

<sup>7</sup>Mutual information is a non-negative scalar quantity that can be defined for any joint distribution for  $(s_t, m_{t+1})$ , that measures the degree to which the realized value of either random variable provides information about the value of the other (Cover and Thomas, 2006). This measure is used to determine the relative cost of different information structures in the rational inattention theory of Sims (2003); properties of this measure as an information cost function are discussed in Caplin, Dean and Leahy (2019).

there is a finite upper bound  $\bar{I}$  on feasible information transmission, with zero cost for any  $I < \bar{I}$ . Either of these cases allows us to consider a one-parameter family of possible cost functions, ranging from an arbitrarily loose information constraint ( $\theta$  near zero,  $\bar{I}$  very large) to a prohibitively tight one ( $\theta$  extremely high,  $\bar{I}$  near zero).

The cost  $c(I_t)$  can equivalently be viewed as either a cost of storing a memory record with information content  $I_t$  (that is then available with perfect precision in period  $t + 1$ ), or a cost of retrieving a signal from memory with information content  $I_t$  in period  $t + 1$  (while the memory stored in period  $t$  is taken to have been a perfect record of the period  $t$  cognitive state). These two formulations are identical, given that we assume that only the signal  $m_{t+1}$  that is retrieved in period  $t + 1$  can be stored for future use; thus only the fidelity with which the retrieved memory  $m_{t+1}$  reproduces the cognitive state  $s_t$  matters. Under the retrieval-cost interpretation, however, our model remains importantly different from the one proposed by Afrouzi *et al.* (2020), in which memory contains a perfect record of all past observations, but there is a cost of retrieving a precise signal about the contents of memory for use in a decision. That model assumes that past observations can be stored indefinitely with perfect precision, with a limit on the precision of recall becoming relevant only when memory must be consulted; this means that it does not predict “recency bias” as ours does.<sup>8</sup>

The memory structure each period, together with the rule for choosing an estimate  $\hat{\mu}_t$  as a function of each period’s cognitive state, are then assumed to be chosen so as to minimize total discounted costs

$$\sum_{t=0}^{\infty} \beta^t [\alpha \cdot MSE_t + c(I_t),] \tag{1.6}$$

taking into account both the cost of less accurate forecasts (1.4) and the cost of greater memory precision. Note that no expectation is needed in this objective, since both  $MSE_t$  and  $I_t$  are functions of the entire joint probability distribution of possible values for  $\mu, m_t, y_t, \hat{\mu}_t$  and  $m_{t+1}$ .

## 2 The Optimal Memory Structure

We turn now to a general characterization of the solution to the dynamic optimization problem just posed.

### 2.1 Implications of linear-Gaussian dynamics

For any memory structure in the class specified in the previous section, the posterior distribution over possible values of  $(\mu, y_{-1}, y_0, \dots, y_{t-1})$  implied by memory state  $m_t$  will be a multivariate Gaussian distribution. It is thus fully characterized by specifying a finite set of first and second moments of the posterior associated with the memory state. Moreover, the particular memory state  $m_t$  at a given date  $t$  can be identified by the associated vector of first moments. For the second moments of the posterior are the same for all possible memory states at any time  $t$ : they depend on the matrices  $\{\Lambda_\tau, \Sigma_{\omega, \tau+1}\}$  for  $\tau < t$ , but not on the

---

<sup>8</sup>See the discussion in section 3.4 below.



history of the external state, or on the history of realizations of the memory noise  $\{\omega_{t+1}\}$ . In what follows, we therefore use the notation  $m_t$  for the vector of posterior means.<sup>9</sup>

Among the state variables about which the memory state may convey information, we are particularly interested in the vector of variables  $x_t = (\mu, y_{t-1})'$ , which are the states determined prior to period  $t$  that are relevant for predicting the external state in periods  $\tau \geq t$ . Let  $\bar{m}_t \equiv E[x_t | m_t]$  be the two elements of the memory state that identify the posterior mean of  $x_t$ , and let  $\Sigma_t$  be the  $2 \times 2$  block of second moments of  $x_t$  under this same posterior, so that

$$x_t | m_t \sim N(\bar{m}_t, \Sigma_t).$$

And let us furthermore introduce the vectors

$$e'_1 \equiv [1 \ 0], \quad c' \equiv [1 - \rho \ \rho]$$

to select particular elements of this reduced state vector. Then  $e'_1 \bar{m}_t$  is the posterior mean and  $e'_1 \Sigma_t e_1$  the posterior variance for  $\mu$ ; while  $c' \bar{m}_t$  is the posterior mean and  $c' \Sigma_t c$  the posterior variance for the full-information forecast  $E_{t-1} y_t$ .

The posterior mean and variance for  $\mu$  after also observing  $y_t$  will then be given by the usual Kalman filter formulas,

$$\hat{\mu}_t \equiv E[\mu | s_t] = e'_1 \bar{m}_t + \gamma_{1t} [y_t - c' \bar{m}_t], \quad (2.1)$$

$$\hat{\sigma}_t^2 \equiv \text{var}[\mu | s_t] = e'_1 \Sigma_t e_1 - \gamma_{1t}^2 [c' \Sigma_t c + \sigma_\epsilon^2], \quad (2.2)$$

where the Kalman gain is equal to<sup>10</sup>

$$\gamma_{1t} = \frac{e'_1 \Sigma_t c}{c' \Sigma_t c + \sigma_\epsilon^2}. \quad (2.3)$$

Since  $y_t$  is observed precisely, these formulas completely characterize posterior beliefs in cognitive state  $s_t$  about the states  $x_{t+1}$  that are relevant for forecasting  $y_\tau$  for all  $\tau > t$ . Note that  $\hat{\sigma}_t^2$  is necessarily positive (complete certainty about the value of  $\mu$  cannot be achieved in finite time, even in the case of perfect memory), and must satisfy the upper bound

$$\hat{\sigma}_t^2 \leq \hat{\sigma}_0^2 \equiv \frac{\Omega \sigma_y^2}{\Omega + \sigma_y^2}, \quad (2.4)$$

which corresponds to the degree of uncertainty about  $\mu$  after observing the external state in the case of no informative memory whatsoever (the DM's situation in period  $t = 0$ ).

Then the average losses from inaccurate forecasting in period  $t$  are given by

$$MSE_t = \hat{\sigma}_t^2. \quad (2.5)$$

---

<sup>9</sup>Here we assume that we only need to distinguish between different memory states to the extent that they correspond to different posteriors (that is, their information content is different). We could allow for multiple memory states corresponding to the same posterior, for example by including an arbitrary random signal as an additional component of the memory state. But in such a case, the notation for the memory state would be of redundant complexity, since an optimal decision rule will always prescribe the same behavior in the case of memory states that imply the same posterior.

<sup>10</sup>We use a 1 subscript in the notation for this variable because it is the first element of a vector of Kalman gains, defined in the more general formula given in Appendix B.

This determines the value of one of the terms in (1.6) as a function of the posterior uncertainty associated with the memory state each period. We note that the optimal estimate  $\hat{\mu}_t$  depends only on  $\bar{m}_t$  (not other components of the memory state), and that the average loss implied by this estimate depends only on the posterior uncertainty  $\Sigma_t$  associated with those same two components.

## 2.2 The sufficiency of memory of a reduced cognitive state

We further show in the appendix<sup>11</sup> that an optimal memory structure makes the memory state  $m_{t+1}$  a function only of the “reduced cognitive state”

$$\bar{s}_t \equiv \begin{bmatrix} \hat{\mu}_t \\ y_t \end{bmatrix} = \mathbb{E}[x_{t+1} | s_t]. \quad (2.6)$$

We first note (using (2.1) and the fact that  $y_t$  is part of the cognitive state) that the elements of  $\bar{s}_t$  are a linear function of  $s_t$ . Thus we can choose a representation of the vector  $s_t$  in which its elements are made up of two parts,  $\bar{s}_t$  and  $\underline{s}_t$ , where the elements of  $\underline{s}_t$  are uncorrelated with those of  $\bar{s}_t$ . We then observe that

$$\bar{m}_{t+1} = \mathbb{E}[\bar{s}_t | m_{t+1}].$$

Hence the only aspect of the memory state that matters for  $\bar{m}_{t+1}$ , and hence for determining both the optimal estimate  $\hat{\mu}_{t+1}$  and the reduced cognitive state  $\bar{s}_{t+1}$ , will be the information that  $m_{t+1}$  contains about  $\bar{s}_t$ .

To the extent that  $m_{t+1}$  conveys any information about the elements of  $\underline{s}_t$ , this information has no consequences for the DM’s estimates  $\hat{\mu}_\tau$  in any periods  $\tau \geq t+1$ , but it increases the mutual information between  $s_t$  and  $m_{t+1}$ , and hence the information cost  $c(I_t)$ . Hence under an optimal information structure, the reduced memory state  $\bar{m}_t$  must evolve according to a law of motion of the form

$$\bar{m}_{t+1} = \bar{\Lambda}_t \bar{s}_t + \bar{\omega}_{t+1}, \quad (2.7)$$

where  $\bar{\omega}_{t+1} \sim N(0, \Sigma_{\bar{\omega}, t+1})$  is distributed independently of the cognitive state. And in addition, the complete memory state must convey no more information about  $s_t$  than what is conveyed by the reduced memory state, so that we can without loss of generality assume that  $m_{t+1}$  consists solely of  $\bar{m}_{t+1}$  (so that  $d_{t+1} = 2$  for all  $t \geq 0$ ).<sup>12</sup>

Finally, the  $2 \times 2$  matrices  $\bar{\Lambda}_t$  and  $\Sigma_{\bar{\omega}, t+1}$  must satisfy additional restrictions in order for the reduced memory state defined in (2.7) to be consistent with the normalization

$$\mathbb{E}[\bar{s}_t | \bar{m}_{t+1}] = \bar{m}_{t+1}. \quad (2.8)$$

<sup>11</sup>See Appendix C for details of the argument.

<sup>12</sup>Note that this is not the unique solution to the problem posed at the end of the previous section, since we can add additional elements to the vector  $m_{t+1}$ , each of which is a linear function of  $\bar{m}_{t+1}$  plus independent random noise, without changing either  $I_t$  or the inferences that are drawn from the memory state in period  $t+1$ . However, adding such additional elements to the memory state simply makes the representation of the memory state redundant, without changing the implications for observable behavior. Thus we assume that the memory state consists solely of the reduced memory state  $\bar{m}_{t+1}$ .

We show in the appendix that this relationship will hold if and only if<sup>13</sup>

$$\Sigma_{\bar{\omega},t+1} = (I - \bar{\Lambda}_t)X_t\bar{\Lambda}_t', \quad (2.9)$$

where  $X_t \equiv \text{var}[\bar{s}_t]$ . Note that (2.6) implies that

$$\text{var}[x_{t+1}] = \text{var}[\bar{s}_t] + \text{var}[x_{t+1} | s_t],$$

from which we see that

$$X_t = X(\hat{\sigma}_t^2) \equiv \begin{bmatrix} \Omega - \hat{\sigma}_t^2 & \Omega \\ \Omega & \Omega + \sigma_y^2 \end{bmatrix}. \quad (2.10)$$

Thus the matrix  $X_t$  depends only on the value of  $\hat{\sigma}_t^2$ . In addition, (2.4) implies that  $X_t$  will be positive semi-definite (p.s.d.), and non-singular (hence positive definite) except in the case that  $\hat{\sigma}_t^2 = \hat{\sigma}_0^2$  (the case of a totally uninformative memory state  $m_t$ ).

In order for it to be possible for (2.9) to hold, the matrix  $\bar{\Lambda}_t$  must satisfy certain properties: (a) the matrix  $\bar{\Lambda}_t X_t = X_t \bar{\Lambda}_t'$  must be symmetric (so that the right-hand side of (2.9) is also symmetric); and (b) the right-hand side of (2.9) must be a p.s.d. matrix. For any symmetric, positive definite  $2 \times 2$  matrix  $X_t$ , we let  $\mathcal{L}(X_t)$  be the set of matrices  $\bar{\Lambda}_t$  with these properties. Then in addition to assuming that  $\bar{\Lambda}_t \in \mathcal{L}(X_t)$ , the variance matrix  $\Sigma_{\bar{\omega},t+1}$  must be given by (2.9).

In the special case in which  $m_t$  is completely uninformative,  $\hat{\mu}_t$  is proportional to the observation  $y_t$ , so that there exists a vector  $w \gg 0$  such that  $\bar{s}_t = w \cdot y_t$ . In this case,

$$X_t = X_0 \equiv [\Omega + \sigma_y^2] w w',$$

and we can show that the requirements stated above are satisfied by a matrix  $\bar{\Lambda}_t$  if and only if  $\bar{\Lambda}_t w = \lambda_t w$  ( $w$  is a right eigenvector), with an eigenvalue satisfying  $0 \leq \lambda_t \leq 1$ . Since the two elements of  $\bar{s}_t$  are perfectly collinear in this case, the only part of the matrix  $\bar{\Lambda}_t$  that matters for the evolution of the memory state is the implied vector  $\bar{\Lambda}_t w$  (which must be a multiple of  $w$ ). Thus we can without loss of generality impose the further restriction that if  $\hat{\sigma}_t^2 = \hat{\sigma}_0^2$ , we will describe the dynamics of the memory state using a matrix  $\bar{\Lambda}_t$  of the form

$$\bar{\Lambda}_t = \lambda_t \frac{w w'}{w' w}, \quad (2.11)$$

for some  $0 \leq \lambda_t \leq 1$ . We now adopt this more restrictive definition of the set  $\mathcal{L}(X_0)$  in this special case.<sup>14</sup>

We have now shown that the memory structure for period  $t$  is completely determined by a specification of a matrix  $\bar{\Lambda}_t \in \mathcal{L}(X_t)$ . In any period  $t$ , the value of  $\hat{\sigma}_t^2$  and hence the matrix  $X_t$  will be implied by the choice of memory structure for the periods prior to  $t$ . Given a choice of  $\bar{\Lambda}_t$ , the variance-covariance matrix  $\Sigma_{\bar{\omega},t+1}$  is uniquely determined by (2.9). As shown

<sup>13</sup>See the introductory section of Appendix D for details of the argument.

<sup>14</sup>Restricting the set of transition matrices  $\bar{\Lambda}_t$  that may be chosen in this way has no consequences for the evolution of the memory state, but it makes equation (2.12) below also valid in the case that  $X_t = X_0$ , and thus it allows us to state certain conditions below more compactly.

in the appendix,<sup>15</sup> this then uniquely determines  $\Sigma_{t+1}$ , indicating the degree of uncertainty implied by the memory state  $m_{t+1}$ , which then determines  $\hat{\sigma}_{t+1}^2$  using (2.2). The degree of uncertainty about  $\mu$  in the following period is then given by a function of the form

$$\hat{\sigma}_{t+1}^2 = f(\hat{\sigma}_t^2, \bar{\Lambda}_t),$$

that is uniquely defined for any non-negative  $\hat{\sigma}_t^2$  satisfying the bound (2.4) and any  $\bar{\Lambda}_t \in \mathcal{L}(X(\hat{\sigma}_t^2))$ .

Then given that we start from an initial degree of uncertainty  $\hat{\sigma}_0^2$  at time  $t = 0$  defined by (2.4), we can define the class of sequences  $\{\bar{\Lambda}_t\}$  for all  $t \geq 0$  with the property that  $\bar{\Lambda}_t \in \mathcal{L}(X_t)$  for all  $t \geq 0$ ; let us call this class  $\mathcal{L}^{seq}$ . Moreover, for any sequence of transition matrices in  $\mathcal{L}^{seq}$ , we can uniquely define the sequences of values  $\{\Sigma_t, \gamma_{1t}, \hat{\sigma}_t^2, X_t\}$  for all  $t \geq 0$  implied by it. Thus given any sequence  $\{\bar{\Lambda}_t\} \in \mathcal{L}^{seq}$ , we can calculate the implied sequence of losses  $\{MSE_t\}$  from forecast inaccuracy, using (2.5).

We can also uniquely identify the information cost implied by such a sequence of transition matrices, since as shown in the appendix,<sup>16</sup> the mutual information between  $s_t$  and  $m_{t+1}$  will be given by

$$I_t = -\frac{1}{2} \log \det(I - \bar{\Lambda}_t) \quad (2.12)$$

each period. Note that the requirement that  $\bar{\Lambda}_t \in \mathcal{L}(X_t)$  implies that

$$0 < \det(I - \bar{\Lambda}_t) \leq 1,$$

so that the quantity (2.12) is well-defined, and necessarily non-negative. As the elements of  $\bar{\Lambda}_t$  are made small, so that memory ceases to be very informative about the prior cognitive state,  $I - \bar{\Lambda}_t$  approaches the identity matrix, and  $I_t$  approaches zero. If  $\bar{\Lambda}_t$  is varied in such a way as to make one of its eigenvalues approach 1,  $I - \bar{\Lambda}_t$  approaches a singular matrix, and  $\Sigma_{\omega,t+1}$  must approach a singular matrix as well; this means that in the limit, some linear combination of the elements of  $\bar{s}_t$  is a random variable with positive variance that comes to be recalled with perfect precision. In this case,  $\det(I - \bar{\Lambda}_t)$  approaches zero, so that  $I_t$  grows without bound.

Thus a given sequence of transition matrices  $\{\bar{\Lambda}_t\}$  uniquely determines sequences  $\{MSE_t, I_t\}$ , allowing the value of the objective (1.6) to be calculated. The problem of optimal design of a memory structure can then be reduced to the choice of a sequence  $\{\bar{\Lambda}_t\} \in \mathcal{L}^{seq}$  so as to minimize (1.6). This objective is necessarily well-defined for any such sequence, since each of the terms is non-negative; the infinite sum will either converge to a finite value, or will diverge, in which case the sequence in question cannot be optimal.<sup>17</sup>

### 2.3 Optimality of a unidimensional memory state

We can show further that the optimal memory state must have a one-dimensional representation. Note that in any period  $t$ , the Kalman filter (2.1) implies that the optimal estimate

<sup>15</sup>See Appendix D.1 for details of the argument.

<sup>16</sup>See Appendix D.2 for details of the argument.

<sup>17</sup>Note that it is clearly possible to choose memory structures for which the infinite sum converges. For example, if one chooses  $\bar{\Lambda}_t = 0$  for all  $t \geq 0$  (perfectly uninformative memory at all times),  $MSE_t = \hat{\sigma}_0^2$  and  $I_t = 0$  each period, and (1.6) will equal the finite quantity  $\hat{\sigma}_0^2/(1 - \beta)$ .

of the unknown value of  $\mu$  will be given by a linear function of elements of the cognitive state of the form

$$\hat{\mu}_t = \xi_t + \delta'_t \bar{m}_t. \quad (2.13)$$

It follows from this that the only information in the memory state  $m_t$  that matters for the estimate  $\hat{\mu}_t$  is the single quantity  $\delta'_t \bar{m}_t$ .

Now consider any memory structure specified by a sequence of transition matrices  $\{\bar{\Lambda}_t\} \in \mathcal{L}^{seq}$ . We wish to show that we can choose an alternative memory structure in which the transition matrix each period is of the special form

$$\bar{\Lambda}_t = \lambda_t X_t v_t v'_t, \quad (2.14)$$

where  $\lambda_t$  is a scalar satisfying  $0 \leq \lambda \leq 1$  and  $v_t$  is a vector normalized to satisfy  $v'_t X_t v_t = 1$ , for which the value of the objective (1.6) will be no higher, and indeed will be strictly lower unless the original sequence of matrices were already of this special form. We show in the appendix<sup>18</sup> that any matrix of the form (2.14) belongs to  $\mathcal{L}(X_t)$ , so that the alternative sequence represents a possible memory structure, but one in which in each period  $\bar{m}_{t+1} = X_t v_t \tilde{m}_{t+1}$ , where  $\tilde{m}_{t+1}$  is a unidimensional memory state with a law of motion

$$\tilde{m}_{t+1} = \lambda_t v'_t \bar{s}_t + \tilde{\omega}_{t+1}, \quad \tilde{\omega}_{t+1} \sim N(0, \lambda_t(1 - \lambda_t)). \quad (2.15)$$

In the case that  $t$  is a period in which the memory state  $m_t$  is completely uninformative (either because  $t = 0$  or  $\bar{\Lambda}_{t-1} = 0$ ), then the requirement that  $\bar{\Lambda}_t \in \mathcal{L}(X_0)$  already implies that  $\bar{\Lambda}_t$  is of the form (2.14) because of (2.11), with

$$v_t = \frac{w}{(\Omega + \sigma_y^2)^{1/2}(w'w)}. \quad (2.16)$$

Hence we need not change the specification of the memory structure in any such period in order to obtain the desired form. Similarly, in any period in which  $X_t$  is of full rank, but  $\bar{\Lambda}_t$  is singular, then the requirement that  $\bar{\Lambda}_t \in \mathcal{L}(X_0)$  already implies that  $\bar{\Lambda}_t$  must be of the form (2.14). Thus we can restrict attention to the way that  $\bar{\Lambda}_t$  must be modified in periods where  $X_t$  is of full rank and the proposed transition matrix  $\bar{\Lambda}_t$  is of full rank as well.

In such a case, consider the alternative memory structure in which  $\bar{\Lambda}_t$  is replaced by an alternative transition matrix of the form (2.14), with

$$\lambda_t = \frac{\delta'_{t+1} \bar{\Lambda}_t X_t \bar{\Lambda}'_t \delta_{t+1}}{\delta'_{t+1} X_t \bar{\Lambda}'_t \delta_{t+1}}, \quad v_t = \frac{\bar{\Lambda}'_t \delta_{t+1}}{(\delta'_{t+1} \bar{\Lambda}_t X_t \bar{\Lambda}'_t \delta_{t+1})^{1/2}},$$

where  $\delta_{t+1} \equiv e_1 - \gamma_{1,t+1}c$  is the vector introduced in (2.13), and the matrix  $\Sigma_{\bar{\omega},t+1}$  is correspondingly modified in the way specified by (2.9). We show in the appendix<sup>19</sup> that this specification implies that  $0 \leq \lambda_t \leq 1$ , so that this alternative matrix also belongs to  $\mathcal{L}(X_t)$ . Moreover, the new memory structure implies a conditional distribution

$$\delta'_{t+1} \bar{m}_{t+1} | s_t \sim N(\delta'_{t+1} \bar{\Lambda}_t \bar{s}_t, \delta'_{t+1} \Sigma_{\bar{\omega},t+1} \delta_{t+1})$$

<sup>18</sup>See the introductory section of Appendix D for details of the argument.

<sup>19</sup>See Appendix D for details of the argument.

that is the same as under the original memory structure. This implies that the optimal estimate  $\hat{\mu}_{t+1}$  conditional on the cognitive state  $s_{t+1}$  will be the same function of  $\tilde{m}_{t+1}$  and  $y_{t+1}$  in the case of the new memory structure, and that the conditional distribution  $\hat{\mu}_{t+1}|s_t, y_{t+1}$  will be the same. Hence the matrix of second moments  $X_{t+1}$ , that determines the set of possible transition matrices  $\bar{\Lambda}_{t+1}$ , will also be the same as before.

It follows, then, that if in every period  $t$  in which  $\bar{\Lambda}_t$  was not already of the form (2.14), we replace it by a matrix of this form in the way specified in the previous paragraph, the resulting sequence of memory structures leads to exactly the same joint distribution for  $\mu$  and the sequences  $\{y_t, \hat{\mu}_t\}$  for all  $t \geq 0$ . This in turn means that the implied sequence of uncertainty measures  $\{\hat{\sigma}_t^2\}$  will be the same for all  $t \geq 0$ , and hence that this reduction in the complexity of memory makes no difference for the sequence of losses  $\{MSE_t\}$ .

At the same time, we show in the appendix that the reduction in the complexity of memory cannot increase information costs in any period.<sup>20</sup> The new memory structure consists effectively of a scalar memory state  $\tilde{m}_{t+1}$  in each period, which is a multiple of  $d'_{t+1}\bar{m}_{t+1}$ , a particular linear combination of the elements of the memory state under the previous memory structure. Hence the information about  $\bar{s}_t$  that is revealed by  $m_{t+1}$  under the new memory structure (i.e., that is revealed by  $\tilde{m}_{t+1}$ ) is also information that was revealed by  $\bar{m}_{t+1}$  under the previous memory structure; thus the value of  $I_t$  under the previous memory structure must have been at least as large as under the new memory structure. In fact, the only case in which the mutual information will not be reduced by the proposed modification of the memory structure is if all elements of  $\bar{m}_{t+1}$  were multiples of  $d'_{t+1}\bar{m}_{t+1}$ ; which is to say, only if  $\bar{\Lambda}_{t+1}$  were already of the special form (2.14).

We conclude, then, that an optimal memory structure — one that minimizes the objective (1.6) — must involve a transition matrix in every period of the special form (2.14), so that the memory state each period can be represented by a scalar quantity  $\tilde{m}_t$ . The choice of memory structure can then be reduced to a problem of choosing, in each period  $t \geq 0$ , a scalar quantity  $0 \leq \lambda_t \leq 1$ , and the direction of a vector  $v_t$  (the length of which will then be chosen each period so as to ensure that  $v'_t X_t v_t = 1$ ); the values chosen for these quantities then determine the law of motion for the unidimensional memory state  $\tilde{m}_{t+1}$ , specified by (2.15). This in turn determines the elements of the matrix  $\Sigma_{t+1}$ , and hence the value of the gain coefficient  $\gamma_{1,t+1}$  in the Kalman filter formula (2.1) and the value of  $\hat{\sigma}_{t+1}^2$ , which determines the matrix  $X_{t+1} = X(\hat{\sigma}_{t+1}^2)$ .

For any value  $0 \leq \hat{\sigma}_t^2 < \hat{\sigma}_0^2$ , let  $\mathcal{V}(\hat{\sigma}_t^2)$  be the set of vectors  $v_t$  satisfying  $v'_t X(\hat{\sigma}_t^2) v_t = 1$ . In the case that  $\hat{\sigma}_t^2 = \hat{\sigma}_0^2$ , we add the further stipulation that  $\mathcal{V}(\hat{\sigma}_0^2)$  consists only of the single vector (2.16). Then given a value for  $\hat{\sigma}_t^2$ , determined by the memory structures for periods  $\tau < t$ , the memory structure for period  $t$  is specified by a scalar quantity  $0 \leq \lambda_t \leq 1$  and a vector  $v_t \in \mathcal{V}(\hat{\sigma}_t^2)$ . These determine a value for  $\hat{\sigma}_{t+1}^2 = f(\hat{\sigma}_t^2, \lambda_t, v_t)$ , where now the function  $f$  is defined for any values of its arguments satisfying  $0 \leq \hat{\sigma}_t^2 \leq \hat{\sigma}_0^2$ ,  $0 \leq \lambda_t \leq 1$ , and  $v_t \in \mathcal{V}(\hat{\sigma}_t^2)$ . Moreover, it follows from (2.12) that the mutual information associated with the period  $t$  memory structure will be given by

$$I_t = -\frac{1}{2} \log(1 - \lambda_t). \quad (2.17)$$

Hence for any sequences of values  $\{\lambda_t, v_t\}$  satisfying the feasibility constraints for all  $t \geq$

---

<sup>20</sup>See Appendix E for details of the argument.

0, there will be a uniquely determined implied sequence  $\{\hat{\sigma}_t^2\}$ , and consequently uniquely determined sequences  $\{MSE_t, I_t\}$  that allow the value of the objective (1.6) to be computed. The problem of optimal memory design then reduces to the choice of  $(\lambda_t, v_t)$  each period so as to minimize (1.6).

## 2.4 A recursive formulation

We now observe that if for any point in time  $t$ , we know the value of  $\hat{\sigma}_t^2$  (which depends on the choices made regarding memory structure in periods  $\tau < t$ ), the set of admissible sequences  $\{\lambda_\tau, v_\tau\}$  for  $\tau \geq t$  specifying the memory structure from that time onward will depend only on the value of  $\hat{\sigma}_t^2$ , and not any other aspect of choices made about the earlier periods. (A memory structure for period  $t$  is admissible as long as  $0 \leq \lambda_t \leq 1$  and  $v_t \in \mathcal{V}(\hat{\sigma}_t^2)$ ; any admissible choice implies a value for  $\hat{\sigma}_{t+1}^2 = f(\hat{\sigma}_t^2, \lambda_t, v_t)$ ; the value of  $\hat{\sigma}_{t+1}^2$  defines the set of admissible memory structures for period  $t+1$ ; and so on.) Moreover, any admissible continuation sequence  $\{\lambda_\tau, v_\tau\}$  for  $\tau \geq t$  implies unique continuation sequences  $\{MSE_\tau, I_\tau\}$  for  $\tau \geq t$ , so that the value of the continuation objective

$$\sum_{\tau=t}^{\infty} \beta^{\tau-t} [\alpha \cdot MSE_\tau + c(I_\tau)] \quad (2.18)$$

in the case of this choice of memory structures from period  $t$  onward will be well-defined.<sup>21</sup>

We can then consider the problem of choosing an admissible continuation plan  $\{\lambda_\tau, v_\tau\}$  for  $\tau \geq t$  so as to minimize (2.18), given an initial condition for  $\hat{\sigma}_t^2$ . (This is simply a more general form of our original problem choosing memory structures for all  $t \geq 0$  to minimize (1.6), given the initial condition for  $\hat{\sigma}_0^2$  specified in (2.4).) Let  $V(\hat{\sigma}_t^2)$  be the lowest achievable value for (2.18), as a function of the initial condition  $\hat{\sigma}_t^2$ ; this function is defined for any value of  $\hat{\sigma}_t^2$  satisfying the bound (2.4), and is independent of the date  $t$  from which we consider the continuation problem. Note that the lower bound necessarily lies in the interval

$$\alpha \hat{\sigma}_t^2 \leq V(\hat{\sigma}_t^2) \leq \alpha \left[ \hat{\sigma}_t^2 + \frac{\beta}{1-\beta} \hat{\sigma}_0^2 \right]. \quad (2.19)$$

(The lower bound follows from the fact that  $MSE_t = \hat{\sigma}_t^2$ , and all other terms in (2.18) must be non-negative; the upper bound is the value of (2.18) if one chooses  $\lambda_\tau = 0$  for all  $\tau \geq t$ , which is among the admissible continuation plans.)

This value function also necessarily satisfies a Bellman equation of the form

$$V(\hat{\sigma}_t^2) = \min_{0 \leq \lambda_t \leq 1, v_t \in \mathcal{V}(\hat{\sigma}_t^2)} [\alpha \hat{\sigma}_t^2 + c(-(1/2) \log(1 - \lambda_t)) + \beta V(f(\hat{\sigma}_t^2, \lambda_t, v_t))]. \quad (2.20)$$

Thus once we know how to compute the value function for arbitrary values of  $\hat{\sigma}_{t+1}^2$ , the problem of the optimal choice of a memory structure in any period  $t$  can be reduced to the

---

<sup>21</sup>The infinite sum may diverge, but because all terms are non-negative we can state unambiguously that the continuation value of the objective is  $+\infty$  under such a plan. Moreover, since a finite value for the continuation objective is always possible (see (2.19) below), it is clear that plans that make (2.18) a divergent series cannot be optimal, and can be excluded from consideration.

one-period optimization problem stated on the right-hand side of (2.20). This indicates how the parameters  $(\lambda_t, v_t)$  must be chosen to trade off the cost  $c(I_t)$  of retaining a more precise memory in period  $t$  against the continuation loss  $V(\hat{\sigma}_{t+1}^2)$  from having access to a less precise memory in period  $t + 1$ .

Let  $\mathcal{F}$  be the class of continuous functions  $V(\hat{\sigma}_t^2)$ , defined for values of  $\hat{\sigma}_t^2$  consistent with (2.4), and consistent with the bounds (2.19) everywhere on this domain. Then (2.20) defines a mapping  $\Phi : \mathcal{F} \rightarrow \mathcal{F}$ : given any conjectured function  $V(\hat{\sigma}_{t+1}^2) \in \mathcal{F}$  that is used to evaluate the right-hand side for any value of  $\hat{\sigma}_t^2$ , the minimized value of the problem on the right-hand side defines a new function  $\tilde{V}(\hat{\sigma}_t^2)$  that must also belong to  $\mathcal{F}$ . Condition (2.20) states that the value function that defines the minimum achievable continuation loss must be a fixed point of this mapping: a function such that  $V = \Phi(V)$ .

This then provides us with an approach to computing the optimal memory structure for a given parameterization of our model. First, we find the value function  $V(\hat{\sigma}^2) \in \mathcal{F}$  that is a fixed point of the mapping  $\Phi$ , by iterating  $\Phi$  to convergence. Then, given the value function, we can numerically solve the minimization problem on the right-hand side of (2.20) to determine the optimal memory structure  $(\lambda_t, v_t)$  in any period, once we know the value of  $\hat{\sigma}_t^2$  for that period. Solution of this problem also allows us to determine the value of  $\hat{\sigma}_{t+1}^2 = f(\hat{\sigma}_t^2, \lambda_t, v_t)$ , so that the entire sequence of values  $\{\hat{\sigma}_\tau^2\}$  for all  $\tau \geq t$  can be determined once we know  $\hat{\sigma}_t^2$ . Finally, we recall that for the initial period  $t = 0$ , the value of  $\hat{\sigma}_0^2$  is given by (2.4); we can thus solve for the entire sequence  $\{\hat{\sigma}^2\}$  for all  $t \geq 0$  by integrating forward from this initial condition.

Once we have determined the sequence of values  $\{\hat{\sigma}_t^2\}$  implied by an optimal memory structure for each period, we can determine the elements of the matrix  $X_t = X(\hat{\sigma}_t^2)$  each period, using (2.10). We show in the appendix<sup>22</sup> that the degree of uncertainty at the beginning of any period given the structure of the memory chosen for the previous period is given by

$$\Sigma_{t+1} = \Sigma_0 - X_t \bar{\Lambda}'_t = \Sigma_0 - \lambda_t (X_t v_t)(X_t v_t)'$$

This in turn allows us to calculate the DM's optimal estimate  $\hat{\mu}_t$  each period, as a function of the history of realizations  $\{y_\tau\}$  of the external state for all  $0 \leq \tau \leq t$  and the history of realizations of the DM's memory noise  $\{\tilde{\omega}_{\tau+1}\}$  for all  $0 \leq \tau \leq t - 1$ , using (2.1). The DM's complete vector of forecasts  $z_t$  each period is then given by (1.3).

### 3 Features of the Model Solution

Here we provide numerical examples of solutions for an optimal memory structure, under alternative assumptions about both the degree of persistence of the process that must be forecasted and the nature of the information cost function. In reporting our results, it is useful to describe the model solution in terms of scale-invariant quantities — that is, ones that are independent of the value of  $\sigma_y$ , indicating the amplitude of the transitory fluctuations in the external state around its mean. Thus we parameterize the degree of prior uncertainty about  $\mu$  not in terms a value for  $\Omega$  (the variance of the prior distribution for  $\mu$ ), but rather by a value for  $K \equiv \Omega/\sigma_y^2$  (the variance of the prior distribution for  $\mu/\sigma_y$ ). We similarly measure

---

<sup>22</sup>See Appendix D.1 for details of the argument.



the degree of uncertainty about  $\mu$  conditional on the cognitive state at a given point in time (i.e., after a given amount of experience) not in terms of the value of  $\hat{\sigma}_t^2$ , but rather by the scaled uncertainty measure  $\eta_t \equiv \hat{\sigma}_t^2/\sigma_y^2$ .

In terms of this scaled uncertainty measure, an optimal memory structure minimizes the value of

$$\sum_{t=0}^{\infty} \beta^t [\eta_t + \tilde{c}(I_t),]$$

a scaled version of (1.6), where the scaled cost function is defined as  $\tilde{c}(I) \equiv c(I)/(\alpha\sigma_y^2)$ . (Dividing by  $\alpha$  further reduces the numbers of parameters that we need to specify in considering the different possible forms that the optimal memory structure may take, since it is only the relative weights on the two loss terms in the objective (1.6) that matter for the optimal memory structure.) Our scale-invariant model is then completely specified by values for the parameters  $\rho, \beta, K$  and the scaled cost function  $\tilde{c}(I)$ . In our quantitative analysis, we assume that each “period” of our discrete-time model corresponds to a quarter of a year (the variable to be forecasted is a quarterly time series), and hence set  $\beta = 0.99$  (implying a discount rate of 4 percent per annum). We consider a variety of values  $0 \leq \rho < 1$  for the assumed degree of serial correlation of the external state, and explore the effects of different assumptions regarding the degree of prior uncertainty and the size of information costs.

### 3.1 The case of a fixed per-period bound on mutual information

We begin by considering the case in which  $\tilde{c}(I) = 0$  for all  $I \leq \bar{I}$ , but the cost is infinite for any value  $I > \bar{I}$ . (That is, there is a fixed upper bound on the possible mutual information between  $s_t$  and  $m_{t+1}$  in each period; but any memory structure consistent with this bound is equally feasible and has the same cost.) Here  $\bar{I}$  is some finite positive quantity. Solution for the optimal memory structure is particularly simple in this case. Given that  $V(\hat{\sigma}_t^2)$  is a monotonically increasing function, it is clear that given a degree of uncertainty  $\hat{\sigma}_t^2$  associated with the period  $t$  cognitive state, one wishes to choose a memory structure in period  $t$  so as to minimize the implied value of  $\hat{\sigma}_{t+1}^2$ , consistent with the bound  $I_t \leq \bar{I}$ . (There is no trade-off to consider between economizing on information costs in period  $t$  and reducing forecasting errors later.)

Because of (2.17), the per-period bound on mutual information can equivalently be written as an upper bound  $\lambda_t \leq \bar{\lambda}$ , where

$$\bar{\lambda} \equiv 1 - e^{-2\bar{I}} > 0.$$

The optimal memory structure in period  $t$  is then given by the  $(\lambda_t, v_t)$  that solve the static problem

$$\min_{\lambda_t, v_t} f(\hat{\sigma}_t^2, \lambda_t, v_t),$$

where the minimization is over values of the arguments satisfying  $0 \leq \lambda_t \leq \bar{\lambda}$  and  $v_t \in \mathcal{V}(\hat{\sigma}_t^2)$ . We show in the appendix<sup>23</sup> that the minimizing value of  $\lambda_t$  is necessarily the largest feasible value; hence in the solution to this problem,  $\lambda_t = \bar{\lambda}$ , the value determined by the per-period

<sup>23</sup>See Appendix F.1 for details of the argument.

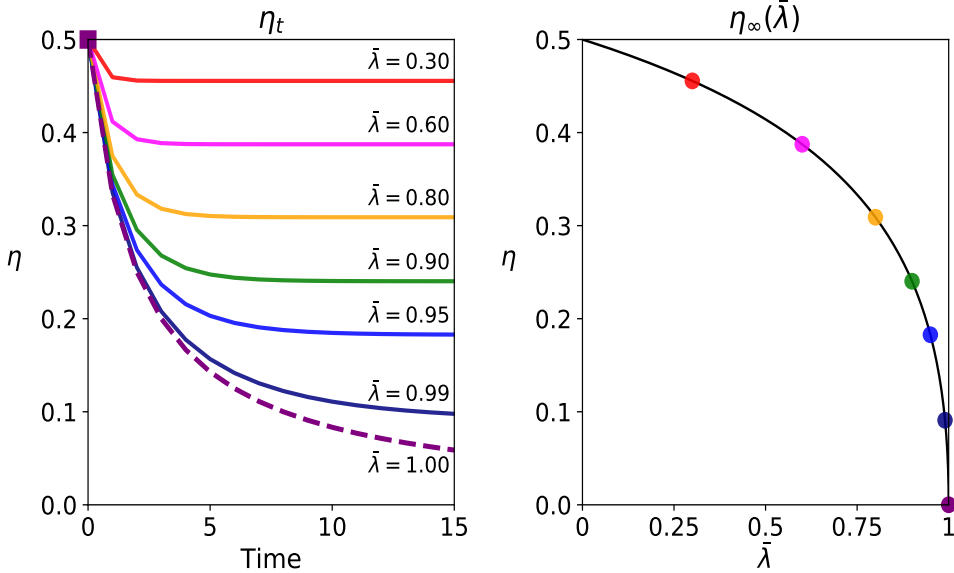


Figure 1: The evolution of scaled uncertainty about  $\mu$  as the number  $t$  of previous (imperfectly remembered) observations grows. The right panel shows the long-run value of scaled uncertainty (to which  $\eta_t$  converges as  $t \rightarrow \infty$ ) as a function of the constraint on the complexity of memory, parameterized by  $\bar{\lambda}$ .

information bound. We can then characterize the optimal memory structure more simply as the solution to the problem

$$\min_{v_t \in \mathcal{V}(\hat{\sigma}_t^2)} f(\hat{\sigma}_t^2, \bar{\lambda}, v_t). \quad (3.1)$$

We further show in the appendix that the objective function in (3.1) can alternatively be written as

$$f(\hat{\sigma}_t^2, \lambda_t, v_t) = \sigma_y^2 \cdot \tilde{f}(\eta_t, \lambda_t, \tilde{v}_t),$$

where  $\tilde{v}_t \equiv \sigma_y \cdot v_t$ , and the function  $\tilde{f}$  is independent of the size of  $\sigma_y$ . Moreover, the set of vectors  $\tilde{v}_t$  such that  $\sigma_y^{-1} \tilde{v}_t \in \mathcal{V}(\sigma_y^2 \cdot \eta_t)$  is independent of the size of  $\sigma_y$ , for a given value of  $\eta_t$ . Hence the problem of choosing an optimal vector  $\tilde{v}_t$  can be written in a scale-invariant form, and the solution is given by a policy function  $\tilde{v}_t = \tilde{v}^*(\eta_t; \bar{\lambda})$  that is independent of the size of  $\sigma_y$ .<sup>24</sup> The implied degree of uncertainty in the next period's cognitive state is then given by

$$\eta_{t+1} = \phi(\eta_t; \bar{\lambda}), \quad (3.2)$$

where

$$\phi(\eta; \bar{\lambda}) \equiv \tilde{f}(\eta, \bar{\lambda}, \tilde{v}^*(\eta; \bar{\lambda}))$$

is a function that is independent of the scale factor  $\sigma_y$ .

For any value of  $\bar{\lambda}$  indicating the tightness of the constraint on the complexity of memory, equation (3.2) indicates how the DM's degree of uncertainty about  $\mu$  evolves as additional

<sup>24</sup>The value of this function also depends on the values of the parameters  $\rho$  and  $K$ , which we do not write explicitly as arguments. We write  $\bar{\lambda}$  as an argument of the function because we are interested in considering how the solution changes with changing values for  $\lambda_t$ , when we endogenize  $\lambda_t$  below.

observations of the external state are made. Starting from the initial condition  $\eta_0 = K/(K + 1)$  implied by (2.4), the law of motion (3.2) can be iterated to obtain a unique solution for the complete sequence of values  $\{\eta_t\}$  for all  $t \geq 0$ . In the limiting case  $\bar{\lambda} = 1$  (unlimited memory), we show that an analytical solution is possible for (3.2), namely the difference equation

$$\frac{1}{\eta_{t+1}} = \frac{1}{\eta_t} + \frac{1 - \rho}{1 + \rho}. \quad (3.3)$$

This is simply the standard result for the linear growth in posterior precision under Bayesian updating as additional observations are made; it has the implication that  $\eta_t$  declines monotonically, and converges to zero for large  $t$ . Thus in the case of perfect memory, the DM should eventually learn the value of  $\mu$  with perfect precision, and hence make forecasts of the kind implied by the hypothesis of rational expectations.

When  $\bar{\lambda} > 0$ , instead, the law of motion (3.2) implies that  $\eta_t$  should decrease initially, as even imprecise memory of the DM's observations of the external state reduces uncertainty to some degree, but that  $\eta_t$  remains bounded away from zero, and converges to a value  $\eta_\infty(\bar{\lambda}) > 0$ . This is illustrated in Figure 1, which shows the dynamics implied by (3.2) for each of several different values of  $\bar{\lambda}$ , in the case that  $\rho = 0$  and  $K = 1$ .<sup>25</sup> The left panel plots the sequence of values  $\{\eta_t\}$  implied by (3.2) for a given value of  $\bar{\lambda}$ . (Note that the initial value  $\eta_0$  is the same in each case.) The right panel shows the value  $\eta_\infty$  to which the sequence converges as  $t$  grows; this value depends on  $\bar{\lambda}$ , and the functional relationship between  $\bar{\lambda}$  and this limiting degree of uncertainty can be described by a function  $\eta_\infty(\bar{\lambda})$ , plotted as a smooth curve in the right panel of the figure.

In the case that  $\bar{\lambda} = 1$  (shown as a dashed curve in the left panel of Figure 1), the sequence  $\{\eta_t\}$  decreases monotonically to zero at the rate predicted by the difference equation (3.3). But for any number of prior observations  $t > 0$ , the value of  $\eta_t$  remains higher the lower is  $\bar{\lambda}$  (that is, the tighter the memory constraint), and the long-run degree of uncertainty about  $\mu$ , measured by  $\eta_\infty$ , is a decreasing function of  $\bar{\lambda}$  as well, as shown by the curve in the right panel of the figure. Because of the limit on the amount of information that can be retained in memory, the DM's uncertainty about the value of  $\mu$  never falls below a certain level, even in the long run, despite our assumption that the value of  $\mu$  is fixed for all time. We further observe that the long-run degree of uncertainty  $\eta_\infty$  is larger, the smaller is  $\bar{\lambda}$  (that is, the tighter the constraint on memory). In the limit as  $\bar{\lambda}$  approaches zero (corresponding to a constraint that memory must be completely uninformative), the long-run degree of uncertainty  $\eta_\infty$  approaches the prior degree of uncertainty  $\eta_0 = K/(K + 1)$ .

As  $\eta_t$  falls along one of these trajectories, the optimal direction vector  $v_t$  implied by the solution to (3.1) shifts as well. As  $\eta_t$  converges to the long-run value  $\eta_\infty$ , the direction vector  $v_t$  similarly converges to a long-run value  $v_\infty$ , indicating the particular linear combination of  $\hat{\mu}_t$  and  $y_t$  that is imprecisely recorded in memory each period. Associated with this stationary long-run memory structure there will also be a stationary long-run value for the Kalman gain coefficient  $\gamma_1$  in equation (2.1), and more generally, stationary values for the coefficients of

---

<sup>25</sup>The effects of variation in the parameters  $\rho$  and  $K$  are illustrated in additional figures shown in Appendix F [still to be added]. We use the parameterization  $K = 1$  in the figures shown in the text because this value allows a reasonably good fit of the predictions shown in Figure 10 below with the experimental evidence reported by Landier *et al.* (2020).

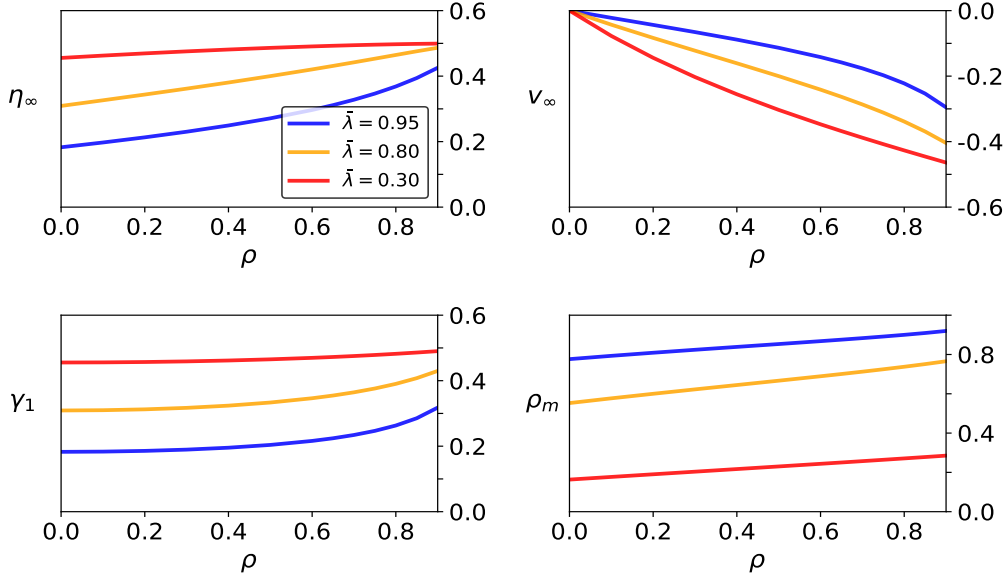


Figure 2: Coefficients describing the optimal memory structure in the long run, as a function of the degree of persistence  $\rho$  of the external state, for alternative values of  $\bar{\lambda}$ . Respective panels show the long-run values for  $\eta$  (measuring uncertainty about  $\mu$ ), the direction vector  $v$  (indicating the content of the memory state), the Kalman gain  $\gamma_1$  (for updating the DM's estimate of  $\mu$ ), and  $\rho_m$  (measuring the intrinsic persistence of fluctuations in the memory state).

the linear difference equations describing the joint dynamics  $\{y_t, \tilde{m}_t\}$  of the external state and the memory state.

These long-run stationary coefficients will depend on the value of  $\bar{\lambda}$  (indicating the tightness of the memory constraint) and also on the value of  $\rho$  (indicating the degree of persistence of the fluctuations in the external state). Figure 2 indicates how variation in each of these parameters affects several of the long-run stationary coefficients. In each panel, a curve shows how the coefficient in question varies as a function of  $\rho$  (for values of  $\rho$  between 0.0 and 0.9), for a given value of  $\bar{\lambda}$ ; curves of this kind are shown for each of three different values of  $\bar{\lambda}$ , ranging between  $\bar{\lambda} = 0.95$  (in which case memory is relatively precise) and  $\bar{\lambda} = 0.30$  (in which case it is much more constrained). All of the curves shown in Figure 2 are again for the case of prior uncertainty  $K = 1$ .

The upper-right panel of the figure shows the long-run direction vector  $v_\infty$ ; the quantity reported on the vertical axis is the long-run value of the ratio  $v_2/v_1$  of the vector's two components.<sup>26</sup> Thus a value of  $-0.3$  for this quantity means that the univariate memory state  $\tilde{m}_{t+1}$  is (up to a multiplicative factor that does not affect its information content) equal to the value of  $\hat{\mu}_t - 0.3y_t$ , plus additive Gaussian noise. The figure shows that when  $\rho = 0$ , the optimal univariate memory state involves  $v_2 = 0$ ; that is, only the current estimate

<sup>26</sup>This information (together with the value of  $\eta_\infty$  given in the upper left panel) suffices to completely determine the vector  $v_t$ , since the vector is normalized so that  $v'Xv = 1$ . The value of  $\lambda$  (given by the constraint  $\bar{\lambda}$ ), the matrix  $X$  (determined by the value of  $\eta_\infty$ ), and the vector  $v$  then completely determine the long-run stationary elements of the matrix  $\bar{\Lambda}$  (using (2.14)) and hence also of the matrix  $\Sigma_{\bar{\omega}}$  (using (2.9)); thus the dynamics of the memory state given by (2.7) are completely specified.

$\hat{\mu}_t$  of the unknown mean is remembered with noise, with the current observation  $y_t$  being completely forgotten. This is optimal because when  $\rho = 0$ , the current value  $y_t$  contains no information that is relevant for improving subsequent forecasts of the external state, except to the extent that it helps to improve the DM's estimate of  $\mu$  (which information is already reflected in the estimate  $\hat{\mu}_t$ ). Instead, when the external state is serially correlated, it is optimal to commit to memory a linear combination of  $\hat{\mu}_t$  and the current state  $y_t$ ; in the case that  $\rho > 0$ , the optimal linear combination puts a negative relative weight on  $y_t$ , to an extent that is greater the greater the degree of serial correlation, and greater the tighter the constraint on memory.

The upper-left panel of the figure shows the long-run degree of uncertainty about  $\mu$ , measured by  $\eta_\infty$ . As shown in Figure 1, when  $\rho = 0$ ,  $\eta_\infty$  is a decreasing function of  $\bar{\lambda}$ . We see in Figure 2 that this is also true when  $\rho > 0$ . However, for a given memory constraint  $\bar{\lambda}$ , the long-run value  $\eta_\infty$  is also an increasing function of  $\rho$ , with the degree of increase when the external state is highly persistent being particularly notable when memory is more accurate. The greater the serial correlation of the state, the fewer the effective number of independent noisy observations of  $\mu$  that the DM receives over any finite time period; thus even under perfect Bayesian updating, equation (3.3) indicates that the rate at which precision is increased by each additional observation is smaller the larger is  $\rho$ . In the case of perfect memory, the long-run degree of uncertainty about  $\mu$  is nonetheless zero (there is simply slower convergence to that long-run value when  $\rho$  is large); but with moderately imperfect memory, the effective amount of experience that can ever be drawn upon remains bounded, so that the uncertainty about  $\mu$  remains larger forever when  $\rho$  is larger. When memory is even more imperfect, not much more than one observation (the most recent one) can be used in any event, so that the value of  $\eta_\infty$  is in this case less sensitive to the value of  $\rho$ .

In the long run, the dynamics of the cognitive state  $\bar{s}_t$  and the memory state  $\bar{m}_{t+1}$  are described by linear equations with constant coefficients. The lower-left panel of Figure 2 shows the long-run value for the Kalman gain  $\gamma_{1t}$  in (2.1). With imperfect memory, this is always a quantity between 0 and 1, meaning that a higher value of the current state  $y_t$  raises the DM's estimate of the value of  $\mu$ , though by less than the amount of the increase in  $y_t$ . For a given value of  $\rho$ , the Kalman gain is larger the tighter the constraint on memory; in the limit as  $\bar{\lambda} \rightarrow 1$  (perfect memory), the long-run value of this coefficient approaches zero (as the true value of  $\mu$  is eventually learned), while in the limit as  $\bar{\lambda} \rightarrow 0$  (no memory), the value approaches a maximum value that is still less than one (because of the DM's finite-variance prior).

Finally, the lower-right panel reports the long-run value of  $\rho_m$ , a measure of the intrinsic persistence of the memory state. The impulse response function for the effect of a memory-noise innovation  $\tilde{\omega}_t$  on the subsequent path of the univariate memory state  $\tilde{m}_\tau$  is proportional to  $(\rho_m)^{\tau-t}$  for all  $\tau \geq t$ ;<sup>27</sup> thus the value of  $\rho_m$  indicates the rate of exponential decay of the memory state back to its long-run average value. A smaller value of  $\rho_m$  means that the contents of memory decay more rapidly; for any value of  $\rho$ , the figure shows that  $\rho_m$

<sup>27</sup>Here we refer to the difference that the realization of  $\tilde{\omega}_t$  makes for the forecasts of  $\tilde{m}_\tau$  at different horizons  $\tau \geq t$ , by an observer who knows the true value of  $\mu$  and the DM's cognitive state at time  $t - 1$ , in addition to observing the realization of  $\tilde{\omega}_t$ . See Appendix G.1 for details of the calculation.

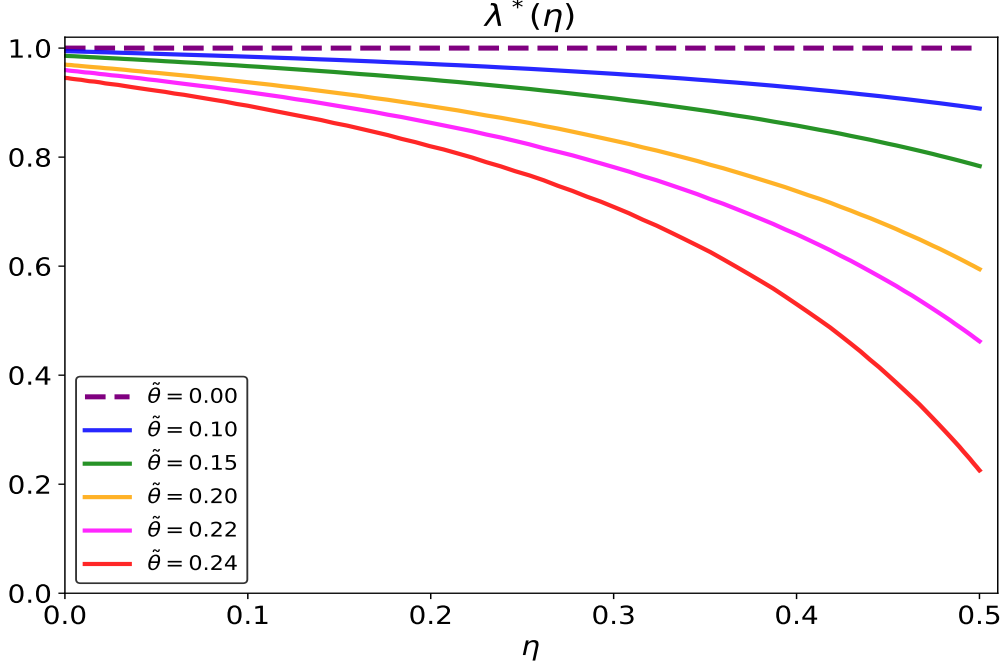


Figure 3: The optimal policy function  $\lambda^*(\eta)$ , in the case of progressively larger values for the information cost parameter  $\tilde{\theta}$ , under the assumption that  $K = 1, \rho = 0$ .

is smaller, the tighter the memory constraint. At the same time, while a larger value of  $\rho_m$  implies that memory persists for a longer time, it also implies that when memory noise creates an erroneous impression of prior experience, this bias in what is recalled about is also corrected more slowly; thus the value of  $\rho_m$  is an important determinant of the predicted persistence of forecast bias.

### 3.2 The case of a linear cost of information

Analysis of the model is more complex when instead the amount of information stored in memory each period can be increased at some finite cost. As an illustration we consider the polar opposite case in which  $\tilde{c}(I)$  is a linear function of  $I$ , so that the marginal cost of a further increase in the mutual information is independent of how large it already is. Thus we assume that  $\tilde{c}(I) = \tilde{\theta} \cdot I$ , for some coefficient  $\tilde{\theta} > 0$  which parameterizes the cost of memory.

Even in this case, the optimal choice for the direction vector  $v_t$  each period will be given by the solution to the problem (3.1), except with the quantity  $\bar{\lambda}$  replaced by whatever value of  $\lambda_t$  is chosen in period  $t$ . (This follows from the fact that the continuation value  $V(\hat{\sigma}_{t+1}^2)$  depends only on the value for  $\hat{\sigma}_{t+1}^2$  implied by the memory structure chosen for period  $t$ , while the information cost  $\tilde{\theta}I_t$  depends only on the choice of  $\lambda_t$ .) Thus an optimal memory structure will involve  $\tilde{v}_t = \tilde{v}^*(\eta_t; \lambda_t)$  each period.

However, the optimal choice of  $\lambda_t$  in any period will depend on the value of reducing uncertainty in the following period. We note that the value function  $V(\hat{\sigma}_{t+1}^2)$  appearing in the Bellman equation (2.20) can be written as  $\sigma_y \cdot \tilde{V}(\eta_{t+1})$ , where  $\eta_{t+1}$  is the scaled uncertainty measure and the function  $\tilde{V}(\eta)$  is independent of the scale factor  $\sigma_y$  (for given values of the

Figure 4: The dynamics of scaled uncertainty and memory precision

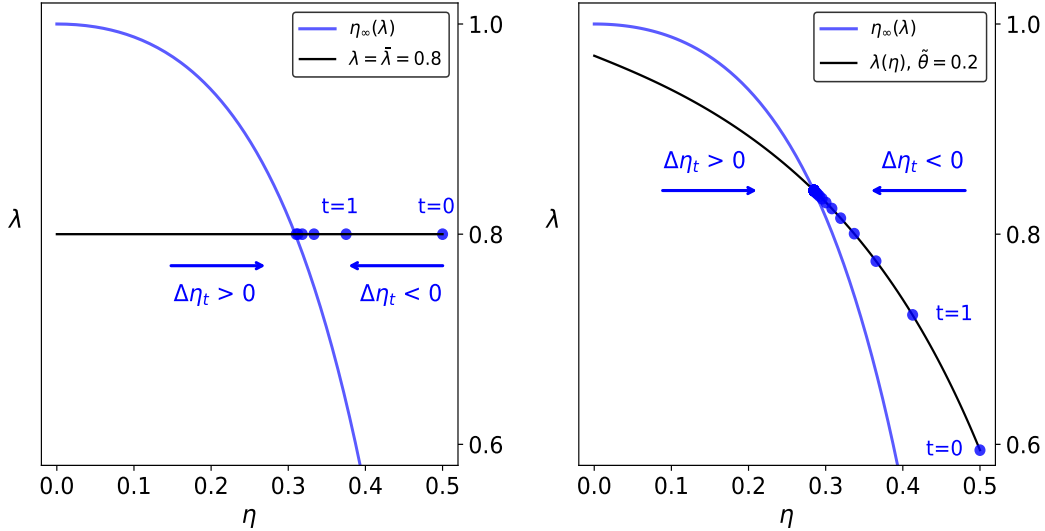


Figure 4: The dynamics of scaled uncertainty  $\eta_t$  and memory precision  $\lambda_t$  graphed in the phase plane. The left panel gives an alternative graphical presentation of the dynamics already plotted in Figure 2 for the case of a fixed upper bound  $\bar{\lambda}$  on memory precision. The right panel shows the corresponding dynamics in the case of a linear cost of precision parameterized by  $\tilde{\theta}$ .

parameters  $K, \rho, \beta$  and  $\tilde{\theta}$ ). We can then write the Bellman equation in the scale-invariant form

$$\tilde{V}(\eta_t) = \min_{0 \leq \lambda_t \leq 1} \left\{ \eta_t - \frac{\tilde{\theta}}{2} \log(1 - \lambda_t) + \beta \tilde{V}(\phi(\eta_t; \lambda_t)) \right\}. \quad (3.4)$$

The optimal choice of  $\lambda_t$  in any period will be the value that solves the problem on the right-hand side of (3.4). This problem has a solution  $\lambda_t = \lambda^*(\eta_t)$  which depends only on the value of  $\eta_t$ , the degree of uncertainty in period  $t$  determined by the memory structures chosen for periods prior to  $t$ .

Thus we can solve for the optimal policy function  $\lambda^*(\eta_t)$  once we know the value function  $\tilde{V}(\eta_{t+1})$ , and we can solve numerically for the value function by iterating the Bellman equation (3.4), as discussed further in the appendix.<sup>28</sup> Figure 3 provides examples of numerical solutions for the policy function in the case of a range of different values of  $\tilde{\theta}$ , where we maintain the parameter values  $K = 1, \rho = 0$  as in Figure 1. When  $\tilde{\theta} = 0$  (no cost of memory precision), it is optimal to choose  $\lambda_t = 1$  (perfect memory) in all cases. But for any value of  $\eta$ , the optimal  $\lambda^*(\eta) < 1$  when  $\tilde{\theta} > 0$  (since in this case, perfect memory becomes infinitely costly); furthermore it is lower (memory is more imperfect) the higher is  $\tilde{\theta}$ . We also see that for any cost parameter  $\tilde{\theta} > 0$ , the optimal  $\lambda^*(\eta)$  is a decreasing function of  $\eta$ . This indicates that the less accurate the information contained in the cognitive state  $s_t$  (as indicated by the higher value of  $\eta_t$ ), the less information about the cognitive state that it will be optimal to store in memory, when the memory cost can be reduced by storing a less informative record.

<sup>28</sup>See Appendix F.2 for details.

The policy function  $\lambda_t = \lambda^*(\eta_t)$  together with the law of motion

$$\eta_{t+1} = \phi(\eta_t; \lambda_t) \quad (3.5)$$

derived earlier can then be solved for the dynamics of the scaled uncertainty  $\{\eta_t\}$  for all  $t \geq 0$ , starting from the initial condition  $\eta_0 = K/(K+1)$ . The dynamics implied by these equations can be graphed in a phase diagram, as illustrated in Figure 4. In the phase diagrams shown in each of the two panels, the value of  $\eta_t$  is indicated on the horizontal axis and the value of  $\lambda_t$  on the vertical axis. Equation (3.5), which holds regardless of the nature of the information cost function and the degree to which the future is discounted, determines a locus  $\eta_\infty(\lambda)$ , indicating for each value of  $\lambda$  the unique value of  $\eta$  that will be a fixed point of these dynamics if  $\lambda_t$  is held at the value  $\lambda$ . We can further show that whenever  $\eta_t < \eta_\infty(\lambda_t)$ , the law of motion (3.5) implies that  $\eta_{t+1} > \eta_t$ , so that uncertainty will increase, while if  $\eta_t > \eta_\infty(\lambda_t)$ , it implies instead that  $\eta_{t+1} < \eta_t$ , so that uncertainty will decrease.

The choice of  $\lambda_t$  (and hence the degree to which uncertainty will increase or decrease) is given by the policy function, that depends on the specification of information costs. When there is a fixed upper bound on information (the case discussed in the previous subsection), the policy function is just a horizontal line at the vertical height  $\bar{\lambda}$ , as shown in the left panel of the figure.<sup>29</sup> In this case, the values of  $(\eta_t, \lambda_t)$  in successive periods start at the point  $(\eta_0, \bar{\lambda})$ , labeled “ $t = 0$ ” in the figure, and then move left along the graph of the policy function (since  $\eta_0 > \eta_\infty(\bar{\lambda})$  as shown). They continue to move left along the policy function, with  $\eta_t$  converging asymptotically to  $\eta_\infty(\bar{\lambda})$  from above; the stationary long-run values  $(\eta_\infty, \lambda_\infty)$  correspond to the point at which the policy function  $\lambda = \bar{\lambda}$  intersects the locus of fixed points  $\eta_\infty(\lambda)$ .

The right-hand panel of the figure shows the corresponding phase-plane dynamics in the less trivial case of a linear cost function for information. In this case, the policy function is instead a downward-sloping curve, as shown in Figure 3.<sup>30</sup> Again the values of  $(\eta_t, \lambda_t)$  in successive periods must always lie on the graph of the policy function; the direction of motion up or down this curve depends on whether the current position lies to the left or right of the locus of fixed points  $\eta_\infty(\lambda)$ . The initial point (labeled “ $t = 0$ ”) is determined as the point on the policy curve with horizontal coordinate given by the initial condition  $\eta_0$ . Since this point lies to the right of the locus of fixed points, the points for successive periods move up and to the left on the policy curve, meaning that  $\lambda_t$  rises as  $\eta_t$  falls.

The scaled uncertainty continues to fall, and the precision of memory continues to rise, until the values  $(\eta_t, \lambda_t)$  converge to stationary long-run values  $(\eta_\infty, \lambda_\infty)$ , again corresponding to the point at which the policy function  $\lambda^*(\eta)$  intersects the locus of fixed points  $\eta_\infty(\lambda)$ . Note that convergence is slower in the right panel of the figure than in the left, because in the early periods, when uncertainty is high, a less precise memory is chosen in the linear-cost case, resulting in slower learning from experience.

<sup>29</sup>The figure plots the location of this line for the case  $\bar{\lambda} = 0.8$ . The figure is drawn for parameter values  $K = 1, \rho = 0$ . Thus the dynamics of uncertainty shown in the figure correspond to the curve labeled  $\bar{\lambda} = 0.8$  in Figure 1.

<sup>30</sup>In the figure, the policy function and the implied dynamics are shown for the case in which  $\tilde{\theta} = 0.2$ , corresponding to one of the intermediate curves shown in Figure 3. Again the figure is for the case  $K = 1, \rho = 0$ , so that the location of the locus of fixed points  $\eta_\infty(\lambda)$  and the law of motion (3.5) remain the same as in the left panel.



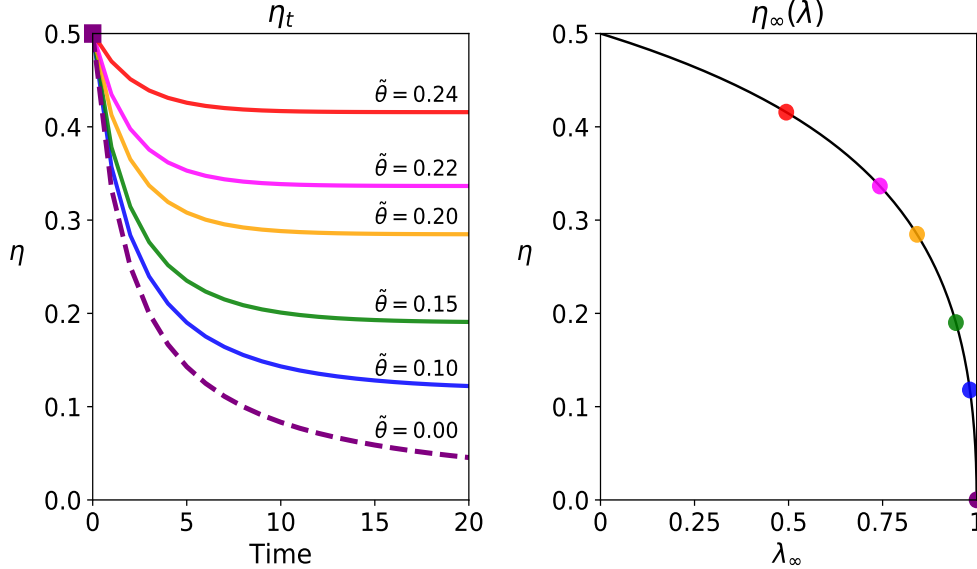


Figure 5: The evolution of scaled uncertainty about  $\mu$  as the number  $t$  of previous (imperfectly remembered) observations grows, now for the case of a linear cost of memory complexity. The right panel shows the long-run value of scaled uncertainty for each value of the cost parameter  $\tilde{\theta}$ , plotted as a point on the same locus of optimal long-run memory structures as in Figure 1.

Different values of  $\tilde{\theta}$  correspond to different locations for the policy function  $\lambda^*(\eta)$ , as shown in Figure 3, and hence to different dynamics in the phase plane, converging to different long-run levels of scaled uncertainty. The dynamics of scaled uncertainty as a function of the number of observations  $t$  are shown for progressively larger values of  $\tilde{\theta}$  in Figure 5, using the same format as in Figure 1. Once again, we see that while uncertainty about  $\mu$  eventually falls to zero as a result of when there is no cost of memory complexity, as long as the cost is positive, the value of  $\eta_t$  remains bounded away from zero, and converges asymptotically to a value  $\eta_\infty$  that is higher the higher the cost of memory complexity.

Associated with such an asymptotic degree of uncertainty is a particular long-run memory structure  $(\lambda_\infty, v_\infty)$ , which will imply a particular long-run value for the Kalman gain  $\gamma_1$ . The way in which the long-run values of these different quantities vary with different assumptions about the values of  $\rho$  and  $\tilde{\theta}$  is illustrated in Figure 6. (We use the same convention as in Figure 2 to indicate the direction of the vector  $v_\infty$  in the upper-right panel of the figure.) As we vary  $\rho$  for a given value of  $\tilde{\theta}$ , the associated value of  $\lambda_\infty$  changes; hence the fixed- $\tilde{\theta}$  curves shown in Figure 6 do not correspond exactly to any of the fixed- $\lambda$  curves plotted in Figure 2, even though each of the long-run memory structures associated with a pair  $(\rho, \tilde{\theta})$  is identical to the long-run memory structure associated with some pair  $(\rho, \bar{\lambda})$ . As shown in the lower-right panel of the figure, the optimal  $\lambda_\infty$  rises as  $\rho$  increases, for any value of the cost parameter  $\tilde{\theta} > 0$ ; the more persistent the external state that must be forecasted, the more it becomes worthwhile to pay a larger information cost in order to retain a more precise memory of prior experience.

Not surprisingly, we observe that for any value of  $\rho$ , increasing the memory cost  $\tilde{\theta}$  makes it optimal for the long-run precision of memory  $\lambda_\infty$  to be smaller, and consequently for the

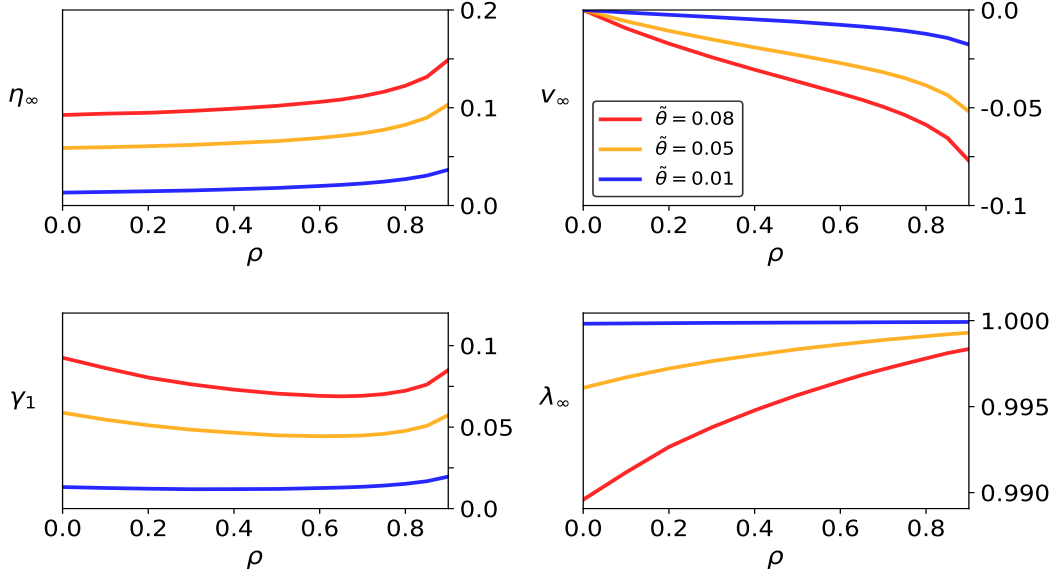


Figure 6: Coefficients describing the optimal memory structure in the long run, as a function of the degree of persistence  $\rho$  of the external state, in the case of a linear memory cost function, for alternative values of  $\tilde{\theta}$ . Respective panels show the long-run values for  $\eta$ , the direction vector  $v$ , the Kalman gain  $\gamma_1$ , and the memory precision coefficient  $\lambda$ .

long-run degree of uncertainty about  $\mu$  to be larger. In the case of a sufficiently high value of  $\tilde{\theta}$ , it will be optimal for memory to be completely uninformative. In fact, this happens for a finite value of  $\tilde{\theta}$ , and it occurs abruptly, rather than through a gradual increase in the long-run degree of uncertainty  $\eta_\infty$  toward the limiting value of  $\eta_0 = K/(K + 1)$  as  $\tilde{\theta}$  is increased. A graph of the relationship between  $\eta_\infty$  and the value of  $\tilde{\theta}$  is shown in Figure 7, for the case  $\rho = 0$ , and two different possible values of  $K$ :  $K = 1$  (as in Figures 3 and 4) and  $K = 10$ . For each value of  $\tilde{\theta}$ , the value of  $\eta_\infty$  associated with the optimal memory structure is shown by a large blue dot.

In each panel of this figure, the continuous black curve is the correspondence consisting of all points  $(\tilde{\theta}, \eta_\infty)$  such that  $\eta_\infty$  is a stationary solution of the Euler equation associated with the optimization problem on the right-hand side of (3.4).<sup>31</sup> The Euler equation represents a first-order condition for the optimal choice of the degree of precision of memory; satisfaction of this condition is necessary but not sufficient for memory precision leading to  $\eta_{t+1} = \eta$  to be optimal starting from a situation in which  $\eta_t = \eta$ . Because the objective function on the right-hand side of (3.4) is not a convex function, it can have multiple local minima (as well as a local maximum located between two local minima). Which of the local minima represents the global minimum (and hence the optimal memory structure) can jump abruptly as a result of a small change in parameters;<sup>32</sup> this is what happens when the value of  $\eta_\infty$  changes abruptly in the right panel of Figure 7, for a value of  $\tilde{\theta}$  slightly above 0.28.

In the  $K = 10$  case, we see that there need not be a unique value of  $\eta_\infty$  for a given value of  $\tilde{\theta}$  that represents a stationary solution to the Euler equation. For any value of  $\tilde{\theta}$  greater

<sup>31</sup>See Appendix F.3 for derivation of this equation.

<sup>32</sup>See Appendix F.2 for a numerical example.

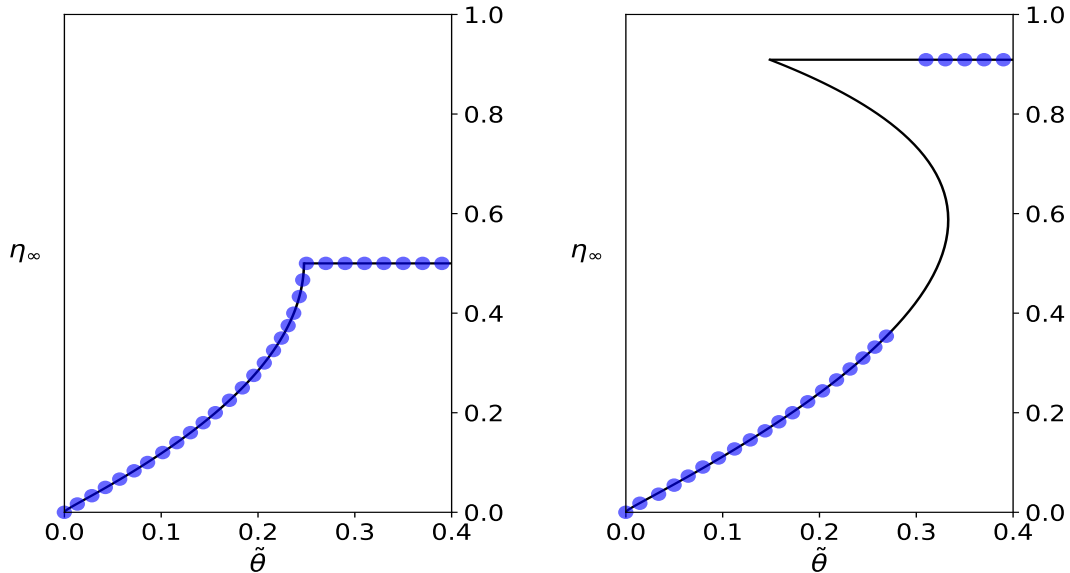


Figure 7: Long-run value of the scaled uncertainty measure  $\eta_\infty$  (blue dots) as a function of the cost parameter  $\tilde{\theta}$ , in the case of a linear memory cost function. Left panel:  $K = 1, \rho = 0$ . Right panel:  $K = 10, \rho = 0$ .

than a critical value around 0.15, if one starts from  $\eta_t = \eta_0$  (a completely uninformative memory), the choice of  $\eta_{t+1} = \eta_0$  again represents a local minimum of the objective; hence  $\eta = \eta_0$  is a stationary solution of the Euler equation for all of these values of  $\tilde{\theta}$ , as shown in the figure. However, for values of  $\tilde{\theta}$  only moderately larger than the critical value (such as  $\tilde{\theta} = 0.20$ ), this is not the only local minimum, and the global minimum is instead at an interior choice for  $\lambda_t$ ; this value results in a path  $\{\eta_t\}$  that converges to a different stationary value for  $\eta_\infty$ , on the lower branch of the correspondence (as shown for example by the blue dot for  $\tilde{\theta} = 0.20$ ). Yet for values of  $\tilde{\theta}$  that exceed a second critical value just above 0.28, the global minimum shifts from the interior minimum to the local minimum at  $\eta_{t+1} = \eta_0$ . For all values beyond this point, the optimal memory structure involves  $\lambda_t = 0$  for all  $t$ , so that  $\eta_\infty = \eta_0$  (as shown by the blue dots on the upper branch of the correspondence).

Thus while the locus of fixed points  $\eta_\infty(\lambda)$  is the same in Figures 1 and 5, all points on this locus represent possible long-run memory structures (attainable through an appropriate choice of  $\bar{\lambda}$ ) in the case of a fixed upper bound on mutual information, but not all of them are always attainable in the case of a linear memory cost function. In the case  $K = 1$ , the two sets of long-run solutions are identical; but in the case  $K = 10$ , there is a range of values for  $\eta_\infty$  that are associated with particular (relatively low) values of  $\bar{\lambda}$  but do not correspond to any possible value of  $\tilde{\theta}$ .<sup>33</sup>

<sup>33</sup>We can show analytically that the continuous relationship shown in the left panel of Figure 7 occurs for all  $K \leq 1$  when  $\rho = 0$ , while the backward-bending correspondence and consequent discontinuous relationship between  $\tilde{\theta}$  and  $\eta_\infty$  occurs for all  $K > 1$ . See Appendix F.3 for further explanation.

### 3.3 Stationary fluctuations in the long run

Because our model implies that a DM does not learn the true value of  $\mu$  with certainty even in the long run, despite an arbitrarily long sequence of observations of the external state, over which time the coefficients of the data-generating process (1.1) are assumed not to change, it follows that the DM’s forecasts can be quite different from rational-expectations forecasts — that is, the forecasts of an ideal statistician who knows the true coefficient values. From the standpoint of an observer who is able to determine the true process, the forecasts of the DM with limited memory will appear to be systematically biased. The biases in the DM’s forecasts will furthermore fluctuate over time, in response both to variations in the external state (to which the DM reacts differently than someone with rational expectations would) and to noise in the evolution of the memory state.

We obtain a particularly simple characterization of the systematic pattern of forecast biases if we consider the long run — the predictions of the equations in the previous two sections in the case of very large values of  $t$ , so that  $\eta_t$  has converged to the constant value  $\eta_\infty$ ,  $\lambda_t$  has converged to  $\lambda_\infty$ , and so on. In this case, our model, like the model of “natural expectations” of Fuster *et al.* (2010, 2011), predicts a stationary pattern of forecast biases that do not reflect incomplete adjustment to a new environment.

In the long run, equations (1.1), (2.1), and (2.7) become a system of linear equations with constant coefficients and Gaussian innovation terms, describing the evolution of the DM’s cognitive state. This system of equations can be reduced to a VAR(1) system

$$\tilde{s}_{t+1} = f\mu + F\tilde{s}_t + u_{t+1}, \quad u_{t+1} \sim N(0, \Sigma_u) \quad (3.6)$$

where

$$\tilde{s}_t \equiv \begin{bmatrix} \tilde{m}_t \\ y_t \end{bmatrix}, \quad u_{t+1} \equiv \begin{bmatrix} \tilde{\omega}_{t+1} \\ \epsilon_{y,t+1} \end{bmatrix},$$

and  $f, F$  and  $\Sigma_u$  are a 2-vector and two  $2 \times 2$  matrices of constant coefficients respectively. In this vector system, the first equation is obtained by substituting (2.1) into (2.15), while the second equation is given by (1.1).

The matrix  $F$  furthermore has an upper-triangular form, while  $\Sigma_u$  is diagonal. We show in the appendix that the eigenvalues of the matrix  $F$  are  $\rho$  and  $\rho_m$ , which quantities satisfy  $0 \leq \rho, \rho_m < 1$ .<sup>34</sup> It follows that both  $y_t$  and  $\tilde{m}_t$  exhibit stationary fluctuations around well-defined long-run average values which depend linearly on  $\mu$ . The two independent exogenous sources of variation in this system are the innovations  $\epsilon_{y,t+1}$  in the external state and the memory noise innovations  $\tilde{\omega}_{t+1}$ .

The DM’s optimal estimate of  $\mu$  at each point in time,  $\hat{\mu}_t$ , as well as her optimal forecast of the external state at any horizon  $\tau > t$ ,

$$\hat{y}_{\tau|t} = E[y_\tau | \tilde{m}_t, y_t] = (1 - \rho^{\tau-t})\hat{\mu}_t + \rho^{\tau-t}y_t, \quad (3.7)$$

will then be linear functions of the elements of  $\tilde{s}_t$ , with coefficients that are also time-invariant. We thus obtain a stationary multivariate Gaussian distribution for any number of leads and lags of the external state, the DM’s memory state, and the DM’s estimates and forecasts. This allows us to analyze not only the extent to which the DM’s forecasts

---

<sup>34</sup>See Appendix G.1 for details.

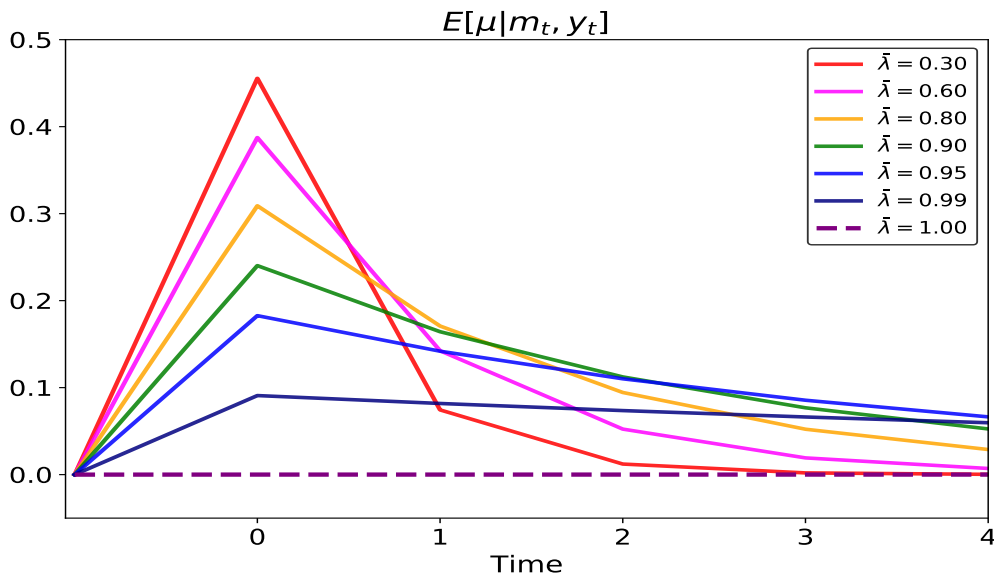


Figure 8: Impulse response of the DM’s estimate of  $\mu$  to a unit positive innovation in the observed value of  $y_t$  at the time marked as “time = 0” on the horizontal axis, for alternative values of the information bound  $\bar{\lambda}$ , in the case that  $K = 1, \rho = 0$ .

should differ from rational-expectations forecasts, but the correlation that one should observe between the bias in the DM’s forecasts and other observable variables.

In particular, the biases in the DM’s forecasts will be correlated with the evolution of the external state. An unexpectedly high observed value for  $y_t$  will be interpreted (because of the DM’s uncertainty about  $\mu$ ) as implying a higher optimal estimate of  $\mu$ , and this increase in the DM’s estimate of  $\mu$  will furthermore persist, decaying only gradually in subsequent periods. This is illustrated in Figure 8, which shows the impulse response function for  $\hat{\mu}_\tau$  to a unit positive innovation in the value of  $y_t$ . The response is plotted for a variety of alternative values for the information bound  $\bar{\lambda}$ , in the case that  $K = 1$  and  $\rho = 0$  as in Figure 1.<sup>35</sup>

In the case that  $\bar{\lambda} = 1$  (perfect memory), the value of  $\mu$  is learned with perfect precision, and as a consequence there is no effect (in the long run, depicted here) of fluctuations in  $y_t$  on the DM’s estimate of  $\mu$ . (The Kalman gain  $\gamma_1$  has a long-run value of zero in this case.) Instead, for values of  $\bar{\lambda} < 1$ , a higher observed value of  $y_t$  leads the DM to increase her estimate  $\hat{\mu}_t$  (the Kalman gain is positive). The estimate  $\hat{\mu}_\tau$  remains higher (on average) in subsequent periods as well. The memory state  $\tilde{m}_{t+1}$  carried into the period following the innovation is a noisy record of  $\hat{\mu}_t$ , and hence is higher because of the increase in  $y_t$ ; this increases the average value of the estimate  $\hat{\mu}_{t+1}$ , which increases the average value of the memory state  $\tilde{m}_{t+2}$ , and so on. The tighter the memory constraint (the lower the value of  $\bar{\lambda}$ ), the greater the effect of the innovation in  $y_t$  on  $\hat{\mu}_t$ , because the DM is more uncertain about the value of  $\mu$  before observing  $y_t$ ; however, the effect on the DM’s estimate of  $\mu$  is also more transient the lower the value of  $\bar{\lambda}$ , because less information is retained from one period to the next about past cognitive states.

<sup>35</sup>See Appendix G.1 for illustration of how this figure would change under alternative assumptions about the degree of persistence of the fluctuations in the external state.

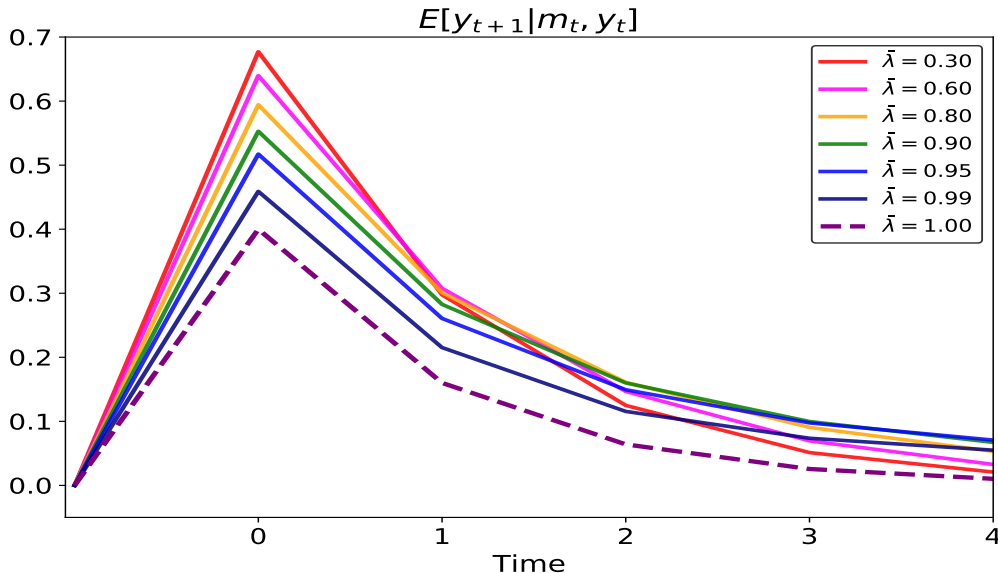


Figure 9: Impulse response of the DM’s one-quarter-ahead forecast of the external state to a unit positive innovation in the observed value of  $y_t$ , again for alternative values of the information bound  $\bar{\lambda}$ , in the case that  $K = 1, \rho = 0.4$ .

These effects on the DM’s optimal estimate of  $\mu$  then feed into her optimal forecast of the external state at any future horizon  $\tau$ , because of (3.7). As an illustration, Figure 9 shows the impulse response of the one-quarter-ahead forecast  $\hat{y}_{\tau+1|\tau}$  to a unit positive innovation in  $y_t$ , using the same conventions as in Figure 8; in this figure, however, we assume that the external state is serially correlated, with  $\rho = 0.4$ .<sup>36</sup> When  $\rho > 0$ , the rational-expectations forecast (corresponding to  $\bar{\lambda} = 1$  in the figure) is itself increased by a positive innovation in  $y_t$  (by an amount equal to fraction  $\rho$  of the innovation), and the increase in the forecast is furthermore persistent (decaying back to its original level at a rate proportional to  $\rho^{\tau-t}$ ). But when  $\bar{\lambda} < 1$ , the forecast is increased by even more, owing to the fact that the higher observation of  $y_t$  increases the DM’s estimate of  $\mu$  as well. This additional effect on the forecast is initially larger the smaller is  $\bar{\lambda}$ ; but a smaller  $\bar{\lambda}$  (tighter memory constraint) also causes the additional effect to die out more rapidly, since its propagation can only be through the DM’s memory of her previous judgment about the value of  $\mu$ .

Thus our model predicts that forecasts of the future value of a variable will over-react to news about the current value of that variable (assuming, as is often the case with economic time series, that the variable in question exhibits positive serial correlation). Positive serial correlation means that a higher current observation should increase somewhat one’s forecast of the variable’s future value, even under rational expectations; but imperfect memory results in a larger increase in the forecast than is consistent with rational expectations. The model also predicts that biases of this kind will persist for some time. Once a situation occurs that leads the DM to over-estimate the future level of some time series, the DM will as

<sup>36</sup>In the case that  $\rho = 0$ , the impulse response of  $\hat{y}_{\tau+1|\tau}$  will be identical to the impulse response of  $\hat{\mu}_\tau$ , already shown in Figure 8. The corresponding impulse responses for additional values of  $\rho$  are shown in Appendix G.1.

a consequence continue (on average) to over-estimate the future level of that variable for several more quarters.

### 3.4 “Recency bias” in expectation formation

One type of systematic difference between observed expectations and those of a perfect Bayesian decision maker that has often been reported is “recency bias” (e.g., Malmendier *et al.*, 2017) — a tendency for expectations to be influenced more by more recent observations, even when in principle, observations of a given time series at earlier dates should be equally relevant as a basis for inference. Our model predicts that such a bias should exist, as a consequence of optimal adaptation to limited memory precision (or to the cost of maintaining a more precise memory). Observations of the external state farther in the past are recalled with more noise, and as a consequence are given less weight in estimating parameters of the data generating process than would be optimal in the case of a perfect memory of past data.

The system (3.6) implies that, in the case that data have been generated in accordance with this law of motion for a sufficiently long time, we can express the value of the memory state  $\tilde{m}_{t+1}$  as a function of the sequence of external states  $\{y_\tau\}$  for  $\tau \leq t$  and the sequence of memory noise realizations  $\{\tilde{\omega}_{\tau+1}\}$  for  $\tau \leq t$ :

$$\tilde{m}_{t+1} = F_{12} \cdot \sum_{j=0}^{\infty} (\rho_m)^j y_{t-j} + \tilde{\omega}_{t+1}^{sum}, \quad (3.8)$$

where

$$F_{12} \equiv \lambda(\gamma_1 v_1 + v_2)$$

is the (1, 2) element of the matrix  $F$  in (3.6), and

$$\tilde{\omega}_{t+1}^{sum} \equiv \sum_{j=0}^{\infty} (\rho_m)^j \tilde{\omega}_{t+1-j} \quad (3.9)$$

is a serially correlated Gaussian noise term. Thus one way of describing the optimal memory structure in the long run (that is, once  $\eta_t$  has converged to  $\eta_\infty$ ) is to say that  $\tilde{m}_{t+1}$  should be a noisy record of an exponentially-weighted moving average of past observations of the external state, where the added noise term is a serially correlated Gaussian random variable that evolves independently of the external state. The moving average puts a weight proportional to  $(\rho_m)^j$  on observation  $y_{t-j}$ ; thus progressively smaller weights are placed on observations as they recede farther into the past.

Equation (2.1) implies that a DM’s estimate of the unknown mean  $\mu$  of the external state is given by a linear relation of the form

$$\hat{\mu}_t = \xi \tilde{m}_t + \gamma_1 y_t, \quad (3.10)$$

where the coefficient  $\xi > 0$  is defined in the appendix. Using (3.8) to substitute for the memory state in this expression, we see that we can write the estimate in the form

$$\hat{\mu}_t = \sum_{j=0}^{\infty} \alpha_j y_{t-j} + \xi \tilde{\omega}_t^{sum}, \quad (3.11)$$

where the weights  $\{\alpha_j\}$  are all positive, and the weights for  $j \geq 1$  decrease exponentially:  $\alpha_j = \xi(\rho_m)^j$ .

The forecasts specified by (3.7) using this value for  $\hat{\mu}_t$  are similar to those implied by a model of least-squares learning (Evans and Honkapohja, 2001) in which the DM is assumed to know that the variable’s law of motion is of the form (1.1); the value of the coefficient  $\rho$  is assumed to be known while  $\mu$  must be estimated; and the unknown coefficient is estimated using a “constant-gain” estimator. (The differences between (3.11) and a standard constant-gain estimate of the mean of a series are the fact that the coefficient  $\alpha_0$  is differently specified, and the presence of the Gaussian error term.) The biases in forecasts predicted by our model will therefore have important similarities to those of a model of constant-gain learning, of the kind included in estimated macroeconomic models by authors such as Milani (2007, 2014) and Slobodyan and Wouters (2012).

We provide, however, a justification for the declining weight on observations farther in the past, as a consequence of optimal forecasting based on an imperfect memory, and furthermore endogenize the nature of that memory.<sup>37</sup> Notably, our justification applies even in the case of an external state process with parameters that do not drift over time (as indeed we assume in the analysis here). Nor does it depend on the replacement over time of an earlier population by new individuals with different experiences, as suggested by Malmendier and Nagel (2016); our model justifies declining weights on earlier observations at the level of an individual forecaster. Our model also implies that the value of the “gain parameter”  $\rho_m$  should depend on the degree of persistence of the series being forecasted, rather than being a structural feature of the estimation method used by the forecaster.

## 4 Predictable Forecast Errors

An important consequence of optimal Bayesian inference with perfect memory (as assumed under the hypothesis of rational expectations) is that the error in a forecast should not itself be forecastable on the basis of any information available to the forecaster, at or before the time of the forecast in question. Thus if we let  $\hat{y}_{t+h|t}$  denote a DM’s forecast at time  $t$  of the value of the external state at time  $t+h$ , the forecast error<sup>38</sup>  $FE_t \equiv y_{t+h} - \hat{y}_{t+h|t}$  should be uncorrelated with any variable  $z_t$  the value of which is known to the DM at time  $t$  (or earlier), either because it has been publicly observable or because it is part of the DM’s own cognitive state. Many econometric investigations of the consistency of observed forecasts with the hypothesis of rational expectations have accordingly been based on regressions of  $FE_t$  on other variables that ought to be known to the forecaster, testing the null hypothesis that all such regression coefficients should equal zero. Here we discuss the extent to which our model can account for some widely discussed examples of evidence against this null hypothesis; we particularly discuss evidence indicating over-reaction of subjective expectations to news about the series that is to be forecasted.

---

<sup>37</sup>The fact that our model predicts decreasing weights on observations made farther in the past is a notable difference between our model and the one proposed by Afrouzi *et al.* (2020).

<sup>38</sup>Note that we give this variable a time subscript  $t$  to indicate that it is the error in the forecast made at time  $t$ ; the value of the random variable  $FE_t$  is not revealed however until date  $t+h$ .



## 4.1 Evidence of over-reaction: the response of forecasts to fluctuations in the state

As noted in the introduction, Landier *et al.* (2020) conduct a laboratory experiment in which forecasts of a stationary AR(1) process are elicited from subjects. They find that subject’s expectations over-react to innovations in this process, as predicted by our model (along with others that they discuss). They give particular emphasis to a measure of over-reaction in which a subject’s forecast  $\hat{y}_{t+h|t}$  (where  $h$  is the number of realizations in advance for which the forecast is solicited in trial  $t$ ) is regressed on the realization of the variable just before the forecast is solicited:

$$\hat{y}_{t+h|t} = \alpha_h^{subj} + \rho_h^{subj} y_t + v_t. \quad (4.1)$$

A separate regression (with coefficients  $\alpha_h, \rho_h^{subj}$ ) can be estimated for each of several horizons  $h$ . Landier *et al.* are interested in the difference between the “subjective degree of persistence” measured by the estimated coefficient  $\rho_h^{subj}$  and the corresponding coefficient  $\rho_h$  in a regression using actual outcomes:

$$y_{t+h} = \alpha_h + \rho_h y_t + u_{t+h}. \quad (4.2)$$

The authors measure the degree of over-reaction of expectations to news by the extent to which  $\rho_h^{subj}$  is larger than  $\rho^h$ .<sup>39</sup> Note that this is an example of a test of the predictability of forecast errors, since the coefficient of a regression of  $FE_t$  on  $y_t$  will equal  $\rho^h - \rho_h^{subj}$ .

We can investigate what our model of expectation formation on the basis of an imperfect memory implies about the relationship between  $\rho_h^{subj}$  and  $\rho_h$  in the case of a stationary AR(1) process. Here we consider the predicted values of the regression coefficients in the long run, as the length of the time series used to estimate them goes to infinity. The law of motion (1.1) implies that for any horizon  $h \geq 1$ , the joint distribution of  $y_t$  and  $y_{t+h}$  (conditional on the value of  $\mu$ ) will be bivariate Gaussian, with

$$E[y_{t+h} | \mu, y_t] = (1 - \rho^h)\mu + \rho^h y_t.$$

Hence with a sufficiently long series of observations, the coefficients in a regression of the form (4.2) should approach the asymptotic values

$$\alpha_h = (1 - \rho^h)\mu, \quad \rho_h = \rho^h.$$

(Here we assume that the regression uses an arbitrarily long sequence of realizations of a process for which there is a single, unchanging value of  $\mu$ .)

Equation (3.7) implies that subjective forecasts should be given by

$$\hat{y}_{t+h|t} = (1 - \rho^h)\hat{\mu}_t + \rho^h y_t,$$

so that the predicted coefficient  $\rho_h^{subj}$  in regression (4.1) will equal

$$\rho_h^{subj} = (1 - \rho^h)\beta_{\hat{\mu}|y} + \rho^h = (1 - \rho_h)\beta_{\hat{\mu}|y} + \rho_h, \quad (4.3)$$

---

<sup>39</sup>The authors also discuss other measures of over-reaction, most notably the predictability of forecast errors by previous forecast revisions, as discussed in the next subsection, but argue that the difference between  $\rho_h^{subj}$  and  $\rho_h$  is likely to be more robustly estimated, especially in the case of processes with relatively low persistence (where they argue that over-reaction is greatest).

where  $\beta_{\hat{\mu}|y}$  is the coefficient in a regression of  $\hat{\mu}_t$  on  $y_t$ ,

$$\beta_{\hat{\mu}|y} = \frac{\text{cov}[\hat{\mu}_t, y_t | \mu]}{\text{var}[y_t | \mu]} = \frac{\text{cov}[\hat{\mu}_t, y_t | \mu]}{\sigma_y^2}.$$

We show in the appendix how to calculate this coefficient as a function of the model parameters.<sup>40</sup>

Importantly, our numerical solutions indicate that  $\hat{\mu}_t$  and  $y_t$  are always positively correlated (conditional on  $\mu$ ). This is because a positive innovation in the external state  $y_t$  raises (or at least never lowers) the expected value of  $y_\tau$  for all  $\tau \geq t$ , and at the same time also raises the expected value of  $\hat{\mu}_\tau$  for all  $\tau \geq t$  (as illustrated in Figure 8 and similar figures in the appendix). Since the memory noise has no effect on the evolution of the external state, there are no shocks that move  $\hat{\mu}_t$  and  $y_t$  in opposite directions, while some (at least the innovation  $\epsilon_{yt}$ ) move both of them in the same direction. But given that  $\beta_{\hat{\mu}|y} > 0$ , equation (4.3) implies that  $\rho_h^{subj} > \rho_h$ ; that is, our model implies over-reaction of the kind exhibited by the forecasts of the subjects of Landier *et al.*

Equation (4.3) also implies that for fixed values of the model parameters other than  $\rho$ , the over-reaction measure  $\rho_h^{subj} - \rho_h$  converges to zero as  $\rho \rightarrow 1$ , for any forecast horizon  $h$ .<sup>41</sup> This is also approximately true of the regression coefficients reported by Landier *et al.* (see in particular their Figure 3). Indeed, these authors stress the finding that in their data, the discrepancy  $\rho_h^{subj} - \rho_h$  is much larger when  $\rho_h$  is relatively small (either because  $\rho$  is small, or because  $\rho$  is well below one and  $h$  is large). This is also true in numerical solutions of our model as indicated in Figure 10.

One of the more striking features of the regressions reported by Landier *et al.* is that they find that  $\rho_h^{subj}$  is well approximated by an increasing function of  $\rho_h$ , with the same function applying regardless of whether the variation in  $\rho_h$  occurs as a result of variation in  $\rho$  or variation in  $h$ .<sup>42</sup> The relationship  $\rho^{subj}(\rho)$  is furthermore an upward-sloping one, with a slope much less than one, starting well above the diagonal for low values of  $\rho$  and approaching the diagonal as  $\rho \rightarrow 1$ . (See the plot of their regression coefficients in Figure 10.) While our model does not imply that a functional relationship of that kind should hold precisely, it is worth noting that to the extent that the value of  $\beta_{\hat{\mu}|y}$  remains approximately the same as one varies  $\rho$ , (4.3) implies that the value of  $\rho_h^{subj}$  should be nearly the same for all pairs  $(\rho, h)$  that imply the same value of  $\rho_h$ ; and if the constant value of  $\beta_{\hat{\mu}|y}$  is approximately 0.5, the implied relationship between  $\rho_h^{subj}$  and  $\rho_h$  will be approximately the one suggested by the data of Landier *et al.*

There exist parameterizations of our model where this is approximately what our equations predict. Figure 10 plots the predicted value of  $\rho_h^{subj}$  against the value of  $\rho_h$ , for each of several different horizons  $h$ , each represented by a distinct curve; the curves are shown for the case in which  $K = 1$  and  $\bar{\lambda} = 0.3$ . Along each curve, the variation in  $\rho_h$  is due purely to variation in  $\rho$ . (The fact that  $\bar{\lambda}$  is fixed despite variation in  $\rho$  means that we assume a fixed

<sup>40</sup>See Appendix G.3 for details.

<sup>41</sup>This prediction depends on  $\beta_{\hat{\mu}|y}$  remaining bounded as  $\rho$  approaches 1. This is the case in our numerical solutions, both when  $\bar{\lambda}$  is held constant as  $\rho$  is varied (as in Figure 2) and when  $\tilde{\theta}$  is held constant as  $\rho$  is varied (as in Figure 6).

<sup>42</sup>See Figure 3 of their paper for a graph with the same format as Figure 10 here.

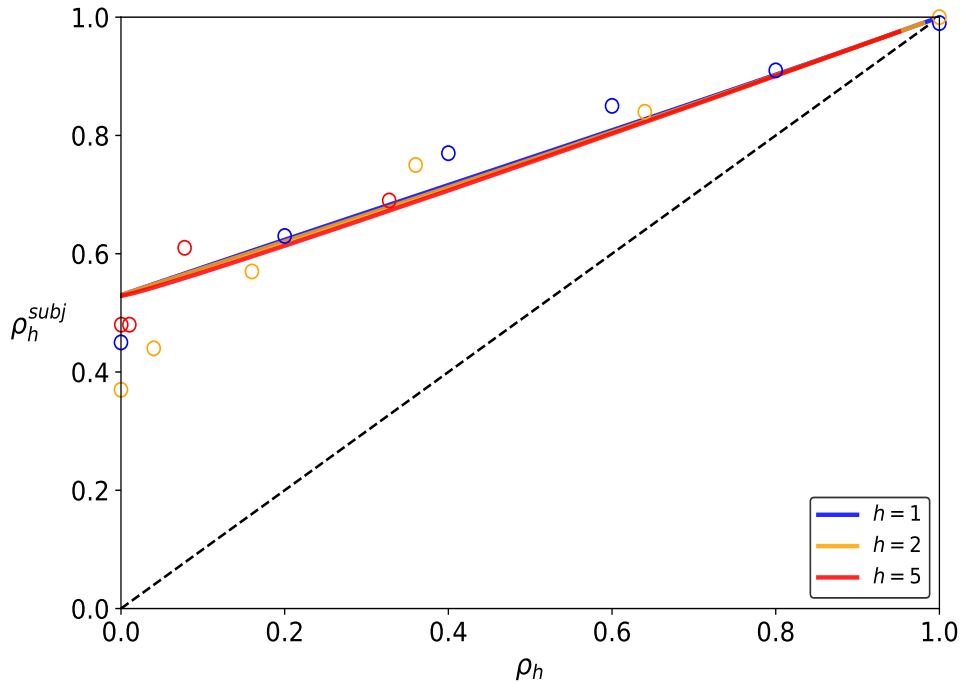


Figure 10: Comparison of the values for the regression coefficients  $\rho_h$  and  $\rho_h^{subj}$  for different values of  $\rho$  and  $h$ . (The figure is shown for the case  $K = 1, \bar{\lambda} = 0.3$ .) The diagonal line indicates the prediction of the rational-expectations hypothesis.

upper bound on the mutual information, as in section 3.1, rather than a convex cost function.) The horizons used are  $h = 1, 2$  and  $5$ , as these are the horizons for which Landier *et al.* elicit forecasts from their subjects; the regression coefficients that they estimate for various combinations of  $\rho$  and  $h$  are indicated by the circles in the figure (with colors indicating the horizon  $h$ ).

The three curves are not exactly the same, since in our model  $\beta_{\hat{\mu}|y}$  is a function of  $\rho$  (but the same for all values of  $h$ ), rather than being a function only of  $\rho_h$ . Nonetheless, for the parameterization chosen here,  $\beta_{\hat{\mu}|y}$  is nearly constant as  $\rho$  is varied; as a consequence, the relationship between  $\rho_h$  and  $\rho_h^{subj}$  predicted by (4.3) is close to a linear one, and is nearly the same for all values of  $h$ . Our model therefore provides quite a good account of the effects of variation in either  $\rho$  or  $h$  on the value of  $\rho_h^{subj}$ , as indicated by the fact that none of the circles in Figure 10 are far from the corresponding curve.

## 4.2 Evidence of over-reaction: forecast revisions and forecast error

A comparison of the coefficient  $\rho_h^{subj}$  with  $\rho_h$  provides a fairly straightforward test of over-reaction of forecasts to news about the variable being forecasted; but the null hypothesis that  $\rho_h^{subj}$  should equal  $\rho_h$  only follows from rational expectations in the case that one is sure

that forecasters at time  $t$  have observed the external state  $y_t$ , and calculation of the predicted value  $\rho_h$  requires knowledge of the true data-generating process. Both of these assumptions make sense in the case of the laboratory experiment of Landier *et al.* (2020); but they are more debatable in the case of forecasts of economic time series outside laboratory settings.

Bordalo *et al.* (2020) use a different approach to document systematic departures from rational expectations in surveys of professional forecasters. Following a proposal by Coibion and Gorodnichenko (2015), they regress the error (that eventually becomes known) in a given forecaster’s forecast of a future data release on the revision that the forecast represents, relative to the same forecaster’s forecast of the same future variable at an earlier time. That is, they test whether the coefficient  $b$  is different from zero in a regression specification of the form

$$FE_t = a + b \cdot FR_t + u_t, \quad (4.4)$$

where  $FE_t$  is the error (as defined above) in the forecast at time  $t$  for some horizon  $h > 0$ , and

$$FR_t \equiv \hat{y}_{t+h|t} - \hat{y}_{t+h|t-1}$$

is the revision of this forecast between time  $t - 1$  and time  $t$ .

If the forecast  $\hat{y}_{t+h|t}$  represents the correctly calculated expectation of  $y_{t+h}$  conditional on the forecaster’s information set at time  $t$ , then the forecast error  $FE_t$  should not be forecastable on the basis of any information available to the forecaster at time  $t$ , as discussed above. Bordalo *et al.* point out that even if one is agnostic about which external developments are observed by forecasters (or how accurately they observe them), as long as one supposes that the forecaster’s own *past cognitive states* are known with complete precision, then the size of the forecast revision  $FR_t$  should be part of the information set; hence the coefficient  $b$  in (4.4) should equal zero under a hypothesis of correct Bayesian inference from the forecaster’s information set. A coefficient  $b \neq 0$  allows one to reject not just the full-information rational-expectations hypothesis, but also models that assume that people’s choices are optimal Bayesian responses conditional upon a noisy cognitive state (but with perfect memory), such as the models of Sims (2003) or Woodford (2003).<sup>43</sup>

Bordalo *et al.* (2020) find instead that  $b$  is significantly negative in the case of many macroeconomic and financial time series. (Landier *et al.*, 2020, find that the same is true of the forecasts elicited in their experiment.<sup>44</sup>) Bordalo *et al.* interpret this negative sign as evidence of over-reaction of forecasts to economic news arriving between the dates of the two

---

<sup>43</sup>Coibion and Gorodnichenko (2015) propose a regression specification of the form (4.4), but where the forecast  $\hat{y}_{t+h|t}$  used to define both  $FE_t$  and  $FR_t$  is a consensus forecast (that is, the average of many forecasters’ forecasts) rather than an individual forecast. In this case, a coefficient  $b \neq 0$  allows one to reject the hypothesis of full-information rational-expectations forecasts on the part of all forecasters (since in that case, the forecasters should have a common information set, which should include all information reflected in the consensus forecast), but could still be consistent with Bayesian rationality under the hypothesis that different forecasters have different information sets, as Coibion and Gorodnichenko discuss.

<sup>44</sup>Indeed, the evidence for  $b < 0$  as a general regularity is even stronger in the laboratory data of Landier *et al.* than in the field data of Bordalo *et al.* Landier *et al.* find that  $b < 0$  for all of the different time series (with widely varying degrees of persistence) used in their experiment, whereas this is less consistently true for professional forecasts studied by Bordalo *et al.*; and Landier *et al.* find that  $b < 0$  both when individual forecasters’ errors are regressed on their own forecast revisions, and when consensus forecasts (of a group of experimental subjects who have been shown the same time series) are regressed on revisions of the consensus forecast, whereas Bordalo *et al.* often do not find a negative sign when consensus forecasts are used.

successive forecasts: news that implies that one's previous forecast was too low results in an upward revision that is too large, so that the occurrence of an upward revision is correlated with the second forecast turning out to be too high.

As discussed above, our model implies that there will be over-reaction to new realizations of the external state, and indeed our model predicts that one can easily have a negative coefficient  $b$  in a regression of the form (4.4). The theoretically predicted asymptotic value for the coefficient  $b$  in the case of a long enough series of observations from an environment with unchanging statistics (including a fixed value of  $\mu$ ) is given by

$$b = \frac{\text{cov}[FE_t, FR_t | \mu]}{\text{var}[FR_t | \mu]},$$

where the forecast error and forecast revision variables are defined above. Since the denominator is necessarily positive (in any case in which the forecast is not constant at all times), the coefficient  $b$  should be negative if and only if the covariance between  $FE_t$  and  $FR_t$  is negative.

That this can easily be the case can be illustrated by considering the simple case of an i.i.d. process ( $\rho = 0$ ) for the external state. In this case, (3.7) implies that  $\hat{y}_{t+h|t} = \hat{\mu}_t$ , for any forecast horizon  $h \geq 1$ . In this case we have

$$\text{var}[FR_t | \mu] = \text{var}[\hat{\mu}_t - \hat{\mu}_{t-1} | \mu] = 2(1 - \rho_{\hat{\mu}})\text{var}[\hat{\mu}_t | \mu],$$

where  $\rho_{\hat{\mu}}$  is the coefficient of serial correlation of the stationary fluctuations in  $\hat{\mu}_t$ , and

$$\begin{aligned} \text{cov}[FE_t, FR_t | \mu] &= \text{cov}[y_{t+h} - \hat{\mu}_t, \hat{\mu}_t - \hat{\mu}_{t-1} | \mu] \\ &= \text{cov}[-\hat{\mu}_t, \hat{\mu}_t - \hat{\mu}_{t-1} | \mu] = -(1 - \rho_{\hat{\mu}})\text{var}[\hat{\mu}_t | \mu]. \end{aligned}$$

(Here the first expression on the second line follows from the fact that  $y_{t+h}$  is completely uncorrelated with any variables observable at time  $t$  or earlier, conditional on the value of  $\mu$ , when  $\rho = 0$ .) Hence in this case we obtain the prediction  $b = -1/2$ , simply as a consequence of the fact that our model implies stationary fluctuations in  $\hat{\mu}_t$  around some long-run average estimate, for any parameter values with  $\lambda_{\infty} < 1$ .

Our numerical solutions indicate that  $b$  is often negative in the case of positive serial correlation in the external state as well, as illustrated in Figure 11.<sup>45</sup> The figure shows the predicted value of the coefficient  $b$  as the coefficient of serial correlation  $\rho$  varies between 0 and 1, in the case that the second forecast is a one-period-ahead forecast ( $h = 1$ , the case for which Landier *et al.* provide estimates of this coefficient based on their experimental data). The figure is computed under the assumption that  $K = 1$  and  $\bar{\lambda} = 0.3$ , as in Figure 10. We see that the predicted degree of over-reaction (as measured by the degree to which  $b < 0$ ) is greatest when  $\rho = 0$ ; the coefficient equals  $-0.5$  when  $\rho = 0$  (as explained in the previous paragraph), but is less negative when  $\rho > 0$ , and near zero for large values of  $\rho$ . This is also what Landier *et al.* find to be true of the forecasts elicited in their laboratory experiment (see their Figure 2A).

---

<sup>45</sup>Formulas that can be used to calculate  $b$  as a function of the model parameters are given in Appendix G.2.

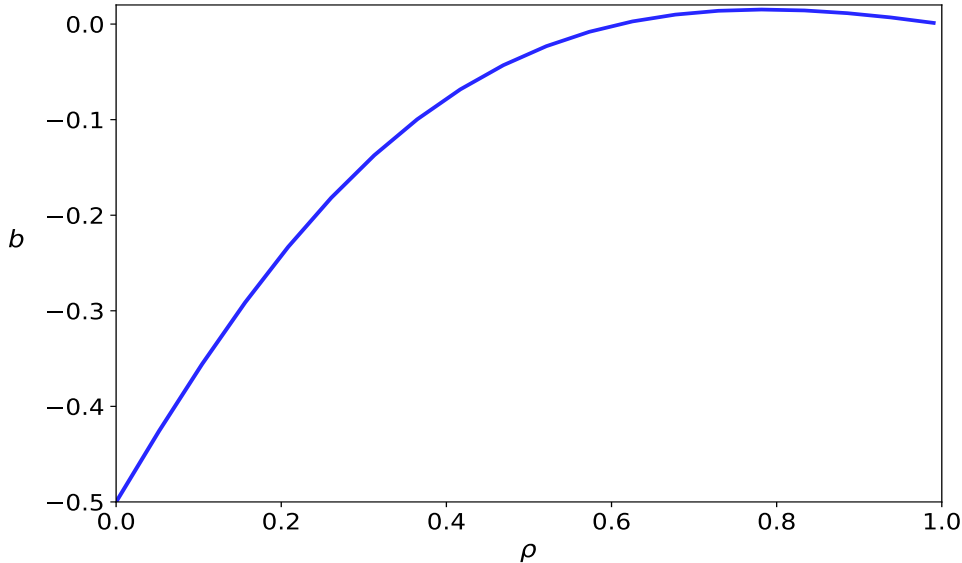


Figure 11: Predicted value of the coefficient  $b$  from a regression of forecast errors on the size of the revision of the forecast, in the case external state processes of different degrees of serial correlation  $\rho$ . Model predictions are shown under the assumption that  $K = 1$ ,  $\lambda = 0.3$ .

A similar regularity is observed in the case of professional forecasts of the economic time series considered by Bordalo *et al.* (2020). The estimates that they obtain for  $b$  mainly fall in or near the interval  $[-0.5, 0]$ . Moreover, in the case of the highly persistent series that they consider, the value of  $b$  is around zero on average (sometimes slightly negative, but sometimes slightly positive); in the case of the series that they consider with a coefficient of serial correlation less than 0.1, the value of  $b$  is nearly as negative as -0.5; and for the series that they consider with intermediate degrees of serial correlation,  $b$  is negative but much less negative than -0.5. (See Figure 1 of Landier *et al.*, who stress this feature of the results of Bordalo *et al.*) Our model is not only able to explain why negative values of  $b$  are often obtained, but also why these are almost always between small positive values and -0.5, and why the coefficient is more negative for the least persistent time series.

### 4.3 Idiosyncratic noise in individual forecasts

Another kind of evidence of systematic bias in the forecasts announced by individual forecasters is provided by Fuhrer (2018). Fuhrer shows that subsequent revisions of the forecasts of an individual forecaster are partially forecastable on the basis of information available (at least to the community of forecasters in general) at the time of the original forecast, a result inconsistent with the hypothesis of full-information rational expectations (under which not only should all forecasters be ideal Bayesian statisticians, but all should share a common information set).

Suppose now that we let  $\hat{y}_{t+h|t}^i$  be the forecast of  $y_{t+h}$  at time  $t$  by forecaster  $i$ , while  $\hat{y}_{t+h|t}^{cons}$  is the “consensus forecast,” the median of the forecasts at time  $t$  made by the different

forecasters in a given survey. Fuhrer reports regressions of the form

$$\hat{y}_{t+h|t}^i - \hat{y}_{t+h|t-1}^i = a + \gamma \cdot (\hat{y}_{t+h|t-1}^i - \hat{y}_{t+h|t-1}^{cons}) + e'Z_t^i + u_t, \quad (4.5)$$

where  $Z_t^i$  is a vector of other forecaster-specific control variables (that vary across specifications). His main finding, obtained for forecasts of several different aggregate variables, and robust both to different choices for the horizon  $h$  and the control variables included, is that the coefficient  $\gamma$  is found to be significantly negative (for example, between -0.5 and -0.6 in the case of revisions of inflation forecasts by members of the Survey of Professional Forecasters, where the forecasts are collected at a quarterly frequency). This indicates a tendency of forecasters to subsequently revise their forecasts so as to partially eliminate the previous gap between their forecast and the consensus forecast.

Many models of biased expectation formation proposed in the previous literature predict systematic departures from rational expectations, and hence allow forecast revisions to be predictable by information that was publicly available at the earlier date; but they nonetheless do not predict that the variable considered by Fuhrer should predict subsequent forecast revisions, insofar as they do not explain why the forecasts of different forecasters should respond in different ways to the same publicly available information. Our model instead requires that there should be idiosyncratic noise in individual forecasts; for it is only because of the noise term in the law of motion for the memory state (2.15) that the DM is unable to learn the value of  $\mu$  with perfect precision, and there is no reason for the noise term  $\omega_{t+1}^i$  to be correlated across decision makers.<sup>46</sup>

It is clear that not only the forecasts of different households, but even the forecasts of professional forecasters exhibit substantial dispersion at a given point in time. A defender of the hypothesis of Bayesian rationality might argue that this simply reflects the fact that different forecasters have access to different private sources of information. Yet experiments in which forecasts are elicited from different subjects who are shown identical sequences of observations indicate that dispersion of forecasts exists even the experimenter can be certain that each subject was exposed to precisely the same information; see in particular Khaw *et al.* (2017) and Landier *et al.* (2020). This indicates noisy cognitive processing of the information presented to the subjects; our model provides at least one possible example of the nature of such idiosyncratic noise in the process by which individuals' expectations are formed.

Our model not only explains why there should exist non-trivial dispersion in the discrepancy between individual forecasts and the consensus forecast, but why this discrepancy should predict subsequent forecast revisions in the way that it does. In our model, all forecasters observe the same external states, but their memories of past states are subject to idiosyncratic noise. In the case of a large enough sample of forecasters, the mean realizations of the memory noise term  $\tilde{\omega}_{t+1}^i$  across forecasters  $i$  should be close to zero each period, so

---

<sup>46</sup>The existence of correlation would imply that the memory state  $\tilde{m}_{t+1}^i$  conveys information about the DM's environment in addition to the information conveyed about the DM's own prior cognitive state; there would need to be some way in which  $\tilde{m}_{t+1}^i$  is also able to convey information about the cognitive states of other DMs. But even if that were possible, it would be contrary to the spirit of our imposition of a limit on the informativeness of the memory state not to count the information conveyed about these other cognitive states as increasing the information cost of such a memory state.

that (3.8) implies that the mean memory state should be essentially a deterministic function of the past external states,

$$\tilde{m}_{t+1}^{avg} = F_{12} \cdot \sum_{j=0}^{\infty} (\rho_m)^j y_{t-j}.$$

If we let  $\tilde{m}_{t+1}^{diff,i} \equiv \tilde{m}_{t+1}^i - \tilde{m}_{t+1}^{avg}$  be the difference between the memory state of DM  $i$  and the average memory state, (3.8) implies that

$$\tilde{m}_{t+1}^{diff,i} = \tilde{\omega}_{t+1}^{sum,i}.$$

If we similarly let  $\hat{\mu}_t^{diff,i}$  be the difference between DM  $i$ 's estimate of  $\mu$  and the average estimate, it follows from (3.10) that this difference must entirely be due to the difference between  $i$ 's memory state and the average memory state, so that we can write

$$\hat{\mu}_t^{diff,i} = \xi \tilde{m}_t^{diff,i}.$$

Finally, it follows from (3.7) that for any forecast horizon  $h$ , the difference between  $i$ 's forecast and the average forecast will be due to entirely to the difference in  $i$ 's estimate of  $\mu$ , so that

$$\hat{y}_{t+h|t}^i - \hat{y}_{t+h|t}^{avg} = (1 - \rho^h) \hat{\mu}_t^{diff,i} = (1 - \rho^h) \xi \tilde{\omega}_t^{sum,i}.$$

In the large-sample limit, the population distribution of realizations of the variable  $\tilde{\omega}_{t+1}^{sum,i}$  across forecasters  $i$  should be essentially be identical to the distribution of the random variable  $\tilde{\omega}_{t+1}^{sum}$ . It follows that the distribution of individual forecasts  $\{\hat{y}_{t+h|t}^i\}$  should be approximately a Gaussian distribution, with a median very close to its mean,  $\hat{y}_{t+h|t}^{avg}$ . Thus the consensus forecast should be essentially the same as  $\hat{y}_{t+h|t}^{avg}$ , and we obtain the prediction

$$\Delta_t^i \equiv \hat{y}_{t+h|t}^i - \hat{y}_{t+h|t}^{cons} = (1 - \rho^h) \xi \tilde{\omega}_t^{sum,i}. \quad (4.6)$$

In a regression of the form (4.5), but where, for purposes of our theoretical derivation, we assume there are no control variables  $Z_t^i$  included, the asymptotic value of the coefficient  $\gamma$  (with a long enough sample) should equal

$$\gamma = \frac{\text{cov}[FR_t^i, \Delta_{t-1}^i]}{\text{var}[\Delta_{t-1}^i]}.$$

The denominator of this expression is equal to

$$\text{var}[\Delta_{t-1}^i] = (1 - \rho^h)^2 \xi^2 \cdot \text{var}[\tilde{\omega}_{t-1}^{sum,i}]. \quad (4.7)$$

The numerator is instead equal to

$$\begin{aligned} \text{cov}[FR_t^i, \Delta_{t-1}^i] &= \text{cov}[(1 - \rho^h)(\hat{\mu}_t^i - \hat{\mu}_{t-1}^i), \Delta_{t-1}^i] \\ &= \text{cov}[(1 - \rho^h)\xi(\tilde{m}_t^i - \tilde{m}_{t-1}^i), \Delta_{t-1}^i] \\ &= (1 - \rho^h)^2 \xi^2 \cdot \text{cov}[\tilde{\omega}_t^{sum,i} - \tilde{\omega}_{t-1}^{sum,i}, \tilde{\omega}_{t-1}^{sum,i}] \\ &= -(1 - \rho_m) \cdot (1 - \rho^h)^2 \xi^2 \cdot \text{var}[\tilde{\omega}_{t-1}^{sum,i}]. \end{aligned}$$



Here the first line uses (3.7) and the fact that (4.6) implies that  $\Delta_{t-1}^i$  will be distributed independently of all leads and lags of the external state; the second line uses (2.1) and again the fact that  $\Delta_{t-1}^i$  must be distributed independently of the external state; the third line uses (3.8) as well as (4.6); and the final line uses (3.9) to show that the coefficient of serial correlation of the process  $\{\tilde{\omega}_t^{sum,i}\}$  is equal to  $\rho_m$ . Combining this result with (4.7), we obtain the prediction

$$\gamma = -(1 - \rho_m).$$

Since  $0 < \rho_m < 1$ , as illustrated in Figure 2, our model predicts that the regression coefficient  $\gamma$  should have a negative sign, as found by Fuhrer (2018). Our model also predicts that the size of  $\gamma$  should depend on the degree of persistence of the variable being forecasted, but be independent of the length of the forecast horizon  $h$ . If we use parameter values  $K = 1, \bar{\lambda} = 0.3$ , as in Figures 10 and 11, then (using the value for  $\rho_m$  shown in Figure 2) in the case of a relatively persistent time series, the model predicts that the value of  $\gamma$  should be approximately -0.7. Thus the predictable forecast revision over the next quarter should be somewhat more than half of the discrepancy between  $i$ 's forecast and the consensus forecast; this is what Fuhrer finds, for the most of the variables and alternative regression specifications that he considers.

[ADD CONCLUSION]

## References

- [1] Afrouzi, Hassan, Spencer Kwon, and Yueran Ma, “A Model of Costly Recall,” working paper, Columbia University, April 2020.
- [2] Bordalo, Pedro, Nicola Gennaioli, Yueran Ma, and Andrei Shleifer, “Over-Reaction in Macroeconomic Expectations,” working paper, Harvard University, March 2020.
- [3] Caplin, Andrew, Mark Dean, and John Leahy, “Rationally Inattentive Behavior: Characterizing and Generalizing Shannon Entropy,” working paper, New York University, February 2019.
- [4] Coibion, Olivier, and Yuriy Gorodnichenko, “Information Rigidity and the Expectations Formation Process: A Simple Framework and New Facts,” *American Economic Review* 105: 2644-78 (2015).
- [5] Cover, Thomas M., and Joy A. Thomas, *Elements of Information Theory*, New York: Wiley, 2d ed., 2006.
- [6] Evans, George W., and Seppo Honkapohja, *Learning and Expectations in Macroeconomics*, Princeton: Princeton University Press, 2001.
- [7] Fuhrer, Jeffrey, “Expectations as a Source of Macroeconomic Persistence: Evidence from Survey Expectations in Dynamic Macro Models,” *Journal of Monetary Economics* 86: 22-35 (2017).
- [8] Fuhrer, Jeffrey, “Intrinsic Expectations Persistence: Evidence from Professional and Household Survey Expectations,” Federal Reserve Bank of Boston Working Paper no. 18-9, May 2018.
- [9] Fuster, Andreas, Ben Hébert, and David Laibson, “Natural Expectations, Macroeconomic Dynamics, and Asset Pricing,” *NBER Macroeconomics Annual* 26: 1-48 (2011).
- [10] Fuster, Andreas, David I. Laibson, and Brock Mendel, “Natural Expectations and Macroeconomic Fluctuations,” *Journal of Economic Perspectives* 24(4): 67-84 (2010).
- [11] Khaw, Mel Win, Luminita L. Stevens, and Michael Woodford, “Discrete Adjustment to a Changing Environment: Experimental Evidence,” *Journal of Monetary Economics* 91: 88-103 (2017).
- [12] Landier, Augustin, Yueran Ma, and David Thesmar, “Biases in Expectations: Experimental Evidence,” working paper, HEC Paris, February 2020.
- [13] Malmendier, Ulrike, and Stefan Nagel, “Learning from Inflation Experiences,” *Quarterly Journal of Economics* 131: 5387 (2016).
- [14] Malmendier, Ulrike, Demian Pouzo, and Victoria Vanasco, “A Theory of Experience Effects,” working paper, UC Berkeley, January 2017.

- [15] Metzler, Lloyd A., “The Nature and Stability of Inventory Cycles,” *Review of Economics and Statistics* 23: 113-129 (1941).
- [16] Milani, Fabio, “Expectations, Learning and Macroeconomic Persistence,” *Journal of Monetary Economics* 54: 2065-2082 (2007).
- [17] Milani, Fabio, “Learning and Time-varying Macroeconomic Volatility,” *Journal of Economic Dynamics and Control* 47(C): 9411 (2014).
- [18] Muth, John F., “Rational Expectations and the Theory of Price Movements,” *Econometrica* 29: 315-335 (1961).
- [19] Neligh, Nathaniel, “Rational Memory with Decay,” working paper, Chapman University, November 2019.
- [20] Sims, Christopher A., “Implications of Rational Inattention,” *Journal of Monetary Economics* 50: 665-690 (2003).
- [21] Slobodyan, Sergey, and Raf Wouters, “Learning in an Estimated Medium-scale DSGE Model,” *Journal of Economic Dynamics and Control* 36: 2646 (2012).

# APPENDIX

## A Reduction of the General Forecasting Problem to Estimation of $\mu$

Consider the problem of choosing the vector of forecasts  $z_t$  each period so as to minimize (1.2). The elements of  $z_t$  must be chosen as a function of the DM's cognitive state at time  $t$  (after observing the external state  $y_t$ ). As explained in the text, the DM's cognitive state at time  $t$  is assumed to consist of the value of the current external state  $y_t$  (observed with perfect precision), along with whatever additional information is reflected in the DM's period  $t$  memory state  $m_t$ . (In this section, it is not yet necessary to specify the nature of the vector  $m_t$ .)

If we use the notation  $E_t[\cdot]$  for the expectation of a random variable conditional on a complete description of the state at date  $t$  (including knowledge of the true value of  $\mu$ ), then

$$E[(z_t - E_t \tilde{z}_t)' W (\tilde{z}_t - E_t \tilde{z}_t)] = 0,$$

since  $\tilde{z}_t - E_t \tilde{z}_t$  is a function of innovations in the external state subsequent to date  $t$ , that must be distributed independently of all of the determinants of both  $z_t$  and  $E_t \tilde{z}_t$ . It follows that the term in (1.2) involving  $z_t$  can be equivalently expressed as<sup>47</sup>

$$\begin{aligned} E[(z_t - \tilde{z}_t)' W (z_t - \tilde{z}_t)] &= E[(z_t - E_t \tilde{z}_t)' W (z_t - E_t \tilde{z}_t)] \\ &\quad + E[(\tilde{z}_t - E_t \tilde{z}_t)' W (\tilde{z}_t - E_t \tilde{z}_t)] \\ &\equiv L_{1t} + L_{2t}. \end{aligned}$$

Moreover,  $L_{2t}$  is independent of the decisions of the DM, and thus irrelevant to a determination of the optimal decision rule. The loss function (1.2) can thus equivalently be written as the discounted sum of the  $L_{1t}$  terms, which involve squared differences between  $z_t$  and  $E_t \tilde{z}_t$ .

It further follows from the law of motion (1.1) that

$$E_t \tilde{z}_t = \sum_{j=0}^{\infty} A_j [\mu + \rho^j (y_t - \mu)].$$

Since the precise value of  $y_t$  is presumed to be part of the cognitive state on the basis of which  $z_t$  can be chosen, one can write any decision rule in the form

$$z_t = \hat{z}_t + \left( \sum_{j=0}^{\infty} \rho^j A_j \right) \cdot y_t,$$

where  $\hat{z}_t$  must be some function of the cognitive state at date  $t$ . In terms of this notation, the relevant part of the loss function (1.2) can then be written as

$$L_{1t} = E[(\hat{z}_t - \mu a)' W (\hat{z}_t - \mu a)],$$

---

<sup>47</sup>Here we omit the factor  $\beta^t$  that multiplies this term in (1.2).

where we define  $a \equiv \sum_{j=0}^{\infty} (1 - \rho^j) A_j$  and make use of the fact that  $E_t[\mu] = \mu$ .

The term  $L_{1t}$  that we wish to minimize can further be expressed as the expected value (integrating over all possible realizations of the cognitive state  $s_t$  in period  $t$ ) of the quantity

$$\begin{aligned} \tilde{L}_1(s_t) &\equiv E[(\hat{z}_t - \mu a)' W (\hat{z}_t - \mu a) | s_t] \\ &= E[\hat{z}_t | s_t]' W E[\hat{z}_t | s_t] + E[\check{z}_t' W \check{z}_t | s_t] \\ &\quad - 2a' W E[\hat{z}_t | s_t] \cdot E[\mu | s_t] + a' W a \cdot E[\mu^2 | s_t], \end{aligned}$$

where we define  $\check{z}_t \equiv \hat{z}_t - E[\hat{z}_t | s_t]$ . (In expanding the right-hand side in this way, we use the fact that  $E[\check{z}_t | s_t] = 0$ , and that  $\check{z}_t$  must be independent of the deviation of  $\mu$  from  $E[\mu | s_t]$ , since the DM has no way to condition her action on  $\mu$  except through the information about  $\mu$  revealed by the cognitive state.) The expression  $\tilde{L}_1(s_t)$  can then be separately minimized for each possible cognitive state  $s_t$ , by choosing a distribution for  $\hat{z}_t$  conditional on that state. We further note that the random component  $\check{z}_t$  of the action affects only the second term on the right-hand side, and so should be chosen to minimize that term; since  $W$  is positive definite, this is achieved by setting  $\check{z}_t = 0$  with certainty, so that  $\hat{z}_t$  must be a deterministic function of  $s_t$ .

We can then simply write  $E[\hat{z}_t | s_t]$  as  $\hat{z}_t$ , and observe that

$$\tilde{L}_1(s_t) = (\hat{z}_t - aE[\mu | s_t])' W (\hat{z}_t - aE[\mu | s_t]) + a' W a \cdot \text{var}[\mu | s_t], \quad (\text{A.1})$$

where the final term on the right-hand side is independent of the choice of  $\hat{z}_t$ . Thus in each cognitive state  $s_t$ ,  $\hat{z}_t$  must be chosen to minimize the first term on the right-hand side; since  $W$  is positive definite, this is achieved by setting  $\hat{z}_t = a \cdot \hat{\mu}_t$ , where  $\hat{\mu}_t = E[\mu | s_t]$ .

Thus there is no loss of generality in restricting the DM to response rules of the form  $\hat{z}_t = a \cdot \hat{\mu}_t$ , where  $\hat{\mu}_t$  is a scalar choice that depends on the cognitive state in period  $t$ , and that can be interpreted as the DM's estimate of  $\mu$  given the cognitive state. Substituting this expression for  $\hat{z}_t$  into (A.1), we have

$$\begin{aligned} \tilde{L}_1(s_t) &= a' W a \cdot \{(\hat{\mu}_t - E[\mu | s_t])^2 + \text{var}[\mu | s_t]\} \\ &= a' W a \cdot E[(\hat{\mu}_t - \mu)^2 | s_t]. \end{aligned}$$

Then taking the unconditional expectation of this expression, we obtain

$$L_{1t} = \alpha \cdot MSE_t,$$

where  $\alpha \equiv a' W a > 0$  and  $MSE_t$  is defined as in the text.

Under any forecasting rule of the kind assumed here, then, the value of the loss function (1.2) will equal (1.4), plus an additional term

$$\sum_{t=0}^{\infty} \beta^t L_{2t}$$

that is independent of the DM's forecasting rule. Hence within this class of forecasting rules, the rule that minimizes (1.2) must be the one that minimizes (1.4); and since any other kind of forecasting rule can only lead to a higher value of (1.2), we can replace the problem of choosing a rule for determining  $z_t$  that minimizes (1.2) by the problem of choosing a rule for determining  $\hat{\mu}_t$  that minimizes (1.4).

## B Bayesian Updating After the External State is Observed: A Kalman Filter

Let the elements of the memory state be partitioned as

$$m_t = \begin{bmatrix} \underline{m}_t \\ \bar{m}_t \end{bmatrix}, \quad (\text{B.1})$$

where the lower block consists of the elements of the reduced memory state

$$\bar{m}_t \equiv \text{E}[x_t | m_t], \quad \text{where } x_t \equiv \begin{bmatrix} \mu \\ y_{t-1} \end{bmatrix},$$

while the upper block consists of the conditional expectations  $\text{E}[y_{t-j} | m_t]$  for  $2 \leq j \leq t$ . (This simply requires an appropriate ordering of the elements of  $m_t$ , using the notation for this vector introduced in the main text.)

We assume a posterior distribution of the form

$$x_t | m_t \sim N(\bar{m}_t, \Sigma_t)$$

conditional on the memory state  $m_t$ , where  $\bar{m}_t$  is a 2-vector and  $\Sigma_t$  is a  $2 \times 2$  symmetric, p.s.d. matrix. Under our assumption of linear-Gaussian dynamics for the memory state, the vector  $\bar{m}_t$  will also be drawn from a multivariate Gaussian distribution. Since the prior for the hidden state vector is specified to be

$$x_t \sim N(0, \Sigma_0), \quad \Sigma_0 \equiv \begin{bmatrix} \Omega & \Omega \\ \Omega & \Omega + \sigma_y^2 \end{bmatrix}, \quad (\text{B.2})$$

it follows that the unconditional distribution for the reduced memory state  $\bar{m}_t$  must be of the form

$$\bar{m}_t \sim N(0, \Sigma_0 - \Sigma_t).$$

The complete set of variables  $(x_t, m_t)$  also have a multivariate Gaussian distribution. Moreover, since (by assumption) the expectation of  $x_t$  conditional on the realization of  $m_t$  depends only on the elements of  $\bar{m}_t$ , it follows that the entire distribution of  $x_t$  conditional on  $m_t$  depends only on  $\bar{m}_t$ , so that

$$x_t | m_t = x_t | \bar{m}_t.$$

Hence the joint distribution of the variables  $(x_t, m_t)$  can be factored as

$$p(x_t, \underline{m}_t, \bar{m}_t) = p(x_t, \bar{m}_t) \cdot p(\underline{m}_t | \bar{m}_t).$$

The DM then observes the external state  $y_t$ , which is assumed to depend on the hidden state vector  $x_t$  through an ‘‘observation equation’’ of the form

$$y_t = c'x_t + \epsilon_{yt}, \quad \epsilon_{yt} \sim N(0, \sigma_\epsilon^2)$$

as a consequence of (1.1), where we further assume that  $\epsilon_{yt}$  is distributed independently of both  $m_t$  and  $x_t$ . It follows that the variables  $(x_t, m_t, y_t)$  will have a joint distribution that is multivariate Gaussian; and that this distribution can be factored as

$$\begin{aligned} p(x_t, m_t, y_t) &= p(x_t, m_t) \cdot p(y_t | x_t) \\ &= p(\underline{m}_t | \bar{m}_t) \cdot p(x_t, \bar{m}_t) \cdot p(y_t | x_t) \\ &= p(\underline{m}_t | \bar{m}_t) \cdot p(x_t, \bar{m}_t, y_t). \end{aligned}$$

From this it follows that

$$x_t | m_t, y_t = x_t | \bar{m}_t, y_t.$$

Thus both the expectation of  $x_t$  conditional on the cognitive state  $s_t \equiv (m_t, y_t)$ , and the variance-covariance matrix of the errors in the estimation of  $x_t$  based on the cognitive state, will depend only on the joint distribution of the variables  $(x_t, \bar{m}_t, y_t)$ . Moreover, the distribution for  $x_t$  conditional on the realizations of the elements of the cognitive state will be multivariate Gaussian,

$$x_t | \bar{m}_t, y_t \sim N(\bar{\mu}_t, \bar{\Sigma}_t), \quad (\text{B.3})$$

where  $\bar{\mu}_t$  is a linear function of  $\bar{m}_t$  and  $y_t$ , while  $\bar{\Sigma}_t$  is independent of the realizations of either  $\bar{m}_t$  or  $y_t$ .

We can further decompose the vector of means  $\bar{\mu}_t$  as

$$\begin{aligned} \bar{\mu}_t &= \text{E}[x_t | \bar{m}_t, y_t] \\ &= \text{E}[x_t | \bar{m}_t] + \{\text{E}[x_t | \bar{m}_t, y_t] - \text{E}[x_t | \bar{m}_t]\} \\ &= \bar{m}_t + \gamma_t \cdot (y_t - \text{E}[y_t | \bar{m}_t]) \\ &= \bar{m}_t + \gamma_t \cdot (y_t - c' \text{E}[x_t | \bar{m}_t]) \\ &= \bar{m}_t + \gamma_t \cdot (y_t - c' \bar{m}_t), \end{aligned}$$

where  $\gamma_t$  is the vector of *Kalman gains*. (The first element of this vector equation is then just equation (2.1) in the main text.)

The vector of Kalman gains must be chosen so that the estimation errors  $x_t - \bar{\mu}_t$  are orthogonal to the surprise in the observation of the external state,  $y_t - c' \bar{m}_t$ . This requires that

$$\begin{aligned} 0 &= \text{cov}(x_t - \bar{\mu}_t, y_t - c' \bar{m}_t) \\ &= \text{cov}((x_t - \bar{m}_t) - \gamma_t(y_t - c' \bar{m}_t), y_t - c' \bar{m}_t) \\ &= \text{var}[x_t - \bar{m}_t]c - \text{var}[c'(x_t - \bar{m}_t) + \epsilon_{yt}] \cdot \gamma_t \\ &= \Sigma_t c - [c' \Sigma_t c + \sigma_\epsilon^2] \cdot \gamma_t. \end{aligned}$$

Hence

$$\gamma_t = \frac{\Sigma_t c}{c' \Sigma_t c + \sigma_\epsilon^2}. \quad (\text{B.4})$$

The gain coefficient  $\gamma_{1t}$  in equation (2.1) is just the first element of this vector,  $\gamma_{1t} \equiv e'_1 \gamma_t$ . This together with (B.4) yields the formula (2.3) given in the main text.

The variance-covariance matrix in the conditional distribution (B.3) will be given by

$$\begin{aligned}
\bar{\Sigma}_t &= \text{var}[x_t - \bar{\mu}_t] = \text{var}[(x_t - \bar{m}_t) - \gamma_t(y_t - c'\bar{m}_t)] \\
&= \text{var}[(I - \gamma_t c')(x_t - \bar{m}_t) - \gamma_t \epsilon_{yt}] \\
&= (I - \gamma_t c')\Sigma_t(I - \gamma_t c')' + \sigma_\epsilon^2 \gamma_t \gamma_t' \\
&= \Sigma_t - 2[c'\Sigma_t c + \sigma_\epsilon^2] \gamma_t \gamma_t' + [c'\Sigma_t c] \gamma_t \gamma_t' + \sigma_\epsilon^2 \gamma_t \gamma_t' \\
&= \Sigma_t - [c'\Sigma_t c + \sigma_\epsilon^2] \gamma_t \gamma_t'.
\end{aligned}$$

The remaining uncertainty about the value of  $\mu$  given the cognitive state,  $\hat{\sigma}_t^2$ , is then equal to  $\bar{\Sigma}_{11,t}$ , so that

$$\hat{\sigma}_t^2 = e_1' \bar{\Sigma}_t e_1 = e_1' \Sigma_t e_1 - (c'\Sigma_t c + \sigma_\epsilon^2)(\gamma_{1t})^2,$$

which is just expression (2.2) in the main text.

Substituting expression (B.2) for  $\Sigma_0$  into this solution, we obtain

$$\begin{aligned}
\hat{\sigma}_0^2 &= \Omega - (\Omega + \sigma_y^2) \cdot \left[ \frac{\Omega}{\Omega + \sigma_y^2} \right]^2 \\
&= \frac{\Omega \sigma_y^2}{\Omega + \sigma_y^2},
\end{aligned}$$

which is the formula given in (2.4). It remains to be shown that this is an upper bound for  $\hat{\sigma}_t^2$ . To show this, we observe that

$$\begin{aligned}
\hat{\sigma}_t^2 &= \min_{\beta, \gamma_1} \text{var}[\mu - \beta' \bar{m}_t - \gamma_1 y_t] \\
&\leq \min_{\gamma_1} \text{var}[\mu - \gamma_1 y_t] \\
&\leq \text{var}[\mu - (\Omega/(\Omega + \sigma_y^2)) \cdot y_t] \\
&= \text{var}[(\sigma_y^2/(\Omega + \sigma_y^2))\mu - (\Omega/(\Omega + \sigma_y^2))(y_t - \mu)] \\
&= \left( \frac{\sigma_y^2}{\Omega + \sigma_y^2} \right)^2 \text{var}[\mu] + \left( \frac{\Omega}{\Omega + \sigma_y^2} \right)^2 \text{var}[y_t | \mu] \\
&= \left( \frac{\sigma_y^2}{\Omega + \sigma_y^2} \right)^2 \Omega + \left( \frac{\Omega}{\Omega + \sigma_y^2} \right)^2 \sigma_y^2 \\
&= \frac{\Omega \sigma_y^2}{\Omega + \sigma_y^2} = \sigma_0^2.
\end{aligned}$$

This establishes the upper bound (2.4) stated in the main text.

## C Demonstration that an Optimal Memory Structure Records Information Only about the Reduced Cognitive State

Let (1.5) be written in the partitioned form

$$\begin{bmatrix} m_{t+1} \\ \bar{m}_{t+1} \end{bmatrix} = \begin{bmatrix} \Lambda_{a,t} & \Lambda_{b,t} \\ \Lambda_{c,t} & \Lambda_{d,t} \end{bmatrix} \begin{bmatrix} \underline{s}_t \\ \bar{s}_t \end{bmatrix} + \begin{bmatrix} \underline{\omega}_{t+1} \\ \bar{\omega}_{t+1} \end{bmatrix}. \quad (\text{C.1})$$



Here  $m_{t+1}$  is again partitioned as in (B.1). The lower block of  $s_t$  consists of the elements of the reduced cognitive state

$$\bar{s}_t \equiv \begin{bmatrix} \hat{\mu}_t \\ y_t \end{bmatrix},$$

both elements of which are linear functions of  $s_t$ , as a consequence of equation (2.1). We choose a representation for the vector  $s_t$  such that the lower block consists of the elements of  $\bar{s}_t$ , the elements of  $\underline{s}_t$  are all uncorrelated with the elements of  $\bar{s}_t$ , and the elements of the vectors  $\bar{s}_t$  and  $\underline{s}_t$  together span the same linear space of random variables as the elements of  $s_t$ . (We can necessarily write any memory structure of the form (1.5) in this way; it amounts simply to a choice of the basis vectors in terms of which the vectors  $m_{t+1}$  and  $s_t$  are each decomposed.)

Let us suppose furthermore that a representation for  $m_{t+1}$  is chosen consistent with the normalization  $E[\bar{s}_t | m_{t+1}] = \bar{m}_{t+1}$ . This holds if and only if both elements of the vector  $\bar{s}_t - \bar{m}_{t+1}$  are uncorrelated with each of the elements of  $m_{t+1}$ . These consistency conditions can be reduced to two requirements: (i) the requirement that

$$\text{var}[\Lambda_{c,t}\underline{s}_t + \bar{\omega}_{t+1}] = (I - \Lambda_{d,t})X_t\Lambda'_{d,t}, \quad (\text{C.2})$$

where the matrix  $X_t \equiv \text{var}[\bar{s}_t]$  is independent of the memory structure chosen for period  $t$ ; and (ii) the requirement that  $\bar{s}_t - \bar{m}_{t+1}$  be uncorrelated with all elements of  $\underline{m}_{t+1}$ . (Note that  $\bar{s}_t - \bar{m}_{t+1}$  is uncorrelated with  $\bar{m}_{t+1}$  if and only if (C.2) holds.)

## C.1 Forecast accuracy depends only on the matrices $\{\Lambda_{d,t}\}$

Suppose that in any period  $t$ , we take the memory structure in periods  $\tau < t$  as given. This means that the DM's uncertainty about  $x_t$  given the memory state  $m_t$  (specified by the posterior variance-covariance matrix  $\Sigma_t$ ) will be given. (If  $t = 0$ ,  $\Sigma_0$  is simply given by the prior.) Hence the value of  $\hat{\mu}_t$  as a function of  $\bar{m}_t$  and  $y_t$  will be given, and consequently the value of  $MSE_t$  will be given, following the discussion in the main text (and the previous section of this appendix). The elements of the matrix  $X_t$  will similarly be given.

We next consider how  $\Lambda_{d,t}$  must be chosen, in order for it to be possible to choose matrices  $\Lambda_{c,t}$  and  $\text{var}[\bar{\omega}_{t+1}]$  such that (C.2) is satisfied. Equation (C.2) requires that  $(I - \Lambda_{d,t})X_t\Lambda'_{d,t}$  be a symmetric matrix; this will hold if and only if the simpler requirement is satisfied that  $\Lambda_{d,t}X_t = X_t\Lambda'_{d,t}$  be a symmetric matrix. In addition, it is necessary that  $(I - \Lambda_{d,t})X_t\Lambda'_{d,t}$  be a p.s.d. matrix. The set of matrices  $\Lambda_{d,t}$  with these properties is a non-empty set ( $\Lambda_{d,t} = 0$  is a trivial example), and depends only on the matrix  $X_t$ . Let this set of matrices be denoted  $\mathcal{L}(X_t)$ .

Now let  $\Lambda_{d,t}$  be any matrix that belongs to  $\mathcal{L}(X_t)$ . Then it is possible to choose the matrices  $\Lambda_{c,t}$  and  $\text{var}[\bar{\omega}_{t+1}]$  so that (C.2) is satisfied; and given any such choice of these two matrices, it is further possible to choose the specification of the equation for  $\underline{m}_{t+1}$  so that all elements of  $\underline{m}_{t+1}$  are uncorrelated with the elements of  $\bar{s}_t - \bar{m}_{t+1}$ . Given any such specifications, both conditions (i) and (ii) above will be satisfied. Thus the matrix  $\Lambda_{d,t}$  is admissible as part of the specification of a memory structure; and any possible memory structure consistent with the matrix  $\Lambda_{d,t}$  will be one of those with the properties just assumed.

Given a matrix  $\Lambda_{d,t}$  of this sort, we next observe that the equations determining  $\bar{m}_{t+1}$  can be written in the form

$$\bar{m}_{t+1} = \Lambda_{d,t} \bar{s}_t + \nu_{t+1},$$

where  $\nu_{t+1} \sim N(0, \Lambda_{d,t} X_t)$  is distributed independently of  $\bar{s}_t$ . Thus the joint distribution of  $(\bar{s}_t, \bar{m}_{t+1})$  will be a multivariate Gaussian distribution, the parameters of which are completely determined by  $X_t$  and  $\Lambda_{d,t}$ . It then follows that the conditional distribution  $\bar{s}_t | \bar{m}_{t+1}$  will be a bivariate Gaussian distribution, with a mean  $\bar{m}_{t+1}$  and a variance independent of the realization of  $\bar{m}_{t+1}$ , which also depends only on  $X_t$  and  $\Lambda_{d,t}$ . Moreover, since the elements of  $\underline{m}_{t+1}$  are all Gaussian random variables distributed independently of  $\bar{s}_t - \bar{m}_{t+1}$ , knowledge of  $\underline{m}_{t+1}$  cannot further improve one's estimate of  $\bar{s}_t$ , and so the conditional distribution  $\bar{s}_t | \underline{m}_{t+1} = \bar{s}_t | \bar{m}_{t+1}$ . Finally, since we can write

$$x_{t+1} = \bar{s}_t + \begin{bmatrix} u_t \\ 0 \end{bmatrix},$$

where  $u_t \sim N(0, \hat{\sigma}_t^2)$  must be uncorrelated with any of the elements of  $s_t$  (and hence uncorrelated with any of the elements of  $m_{t+1}$ ), we must further have

$$x_{t+1} | m_{t+1} \sim N(\bar{m}_{t+1}, \Sigma_{t+1})$$

where

$$\Sigma_{t+1} = \text{var}[\bar{s}_t | \bar{m}_{t+1}] + \hat{\sigma}_t^2 e_1 e_1'.$$

Since  $\hat{\sigma}_t^2$  also depends only on  $\Sigma_t$  (see equation (2.2)), it follows that the elements of  $\Sigma_{t+1}$  depend only on  $\Sigma_t$  and  $\Lambda_{d,t}$ .

This argument can then be used recursively (starting from period  $t = 0$ ) to show that given the initial uncertainty matrix  $\Sigma_0$  implied by the prior (B.2), we can completely determine the entire sequence of matrices  $\{\Sigma_t\}$ , given a sequence of matrices  $\{\Lambda_{d,t}\}$  for all  $t \geq 0$  with the property that for each  $t$ ,  $\Lambda_{d,t} \in \mathcal{L}(X_t)$ , where  $X_t$  is the matrix implied by  $\Sigma_t$ . Moreover, given such a sequence of matrices  $\{\Lambda_{d,t}\}$ , the value of  $MSE_t$  for each period  $t$  will be uniquely determined as well. Hence the terms in the loss function (1.6) that depend on the accuracy of forecasts that are possible using a given memory structure will depend only on the sequence of matrices  $\{\Lambda_{d,t}\}$ . (These matrices must be chosen to satisfy a set of consistency conditions, stated above, but these conditions can also be expressed purely in terms of the sequence of matrices  $\{\Lambda_{d,t}\}$ .) Thus the other elements of the specification (C.1) of the memory structure matter only to the extent that they have consequences for the information cost terms in (1.6).

## C.2 Mutual information: a useful lemma

Information costs in period  $t$  are assumed to be an increasing function of  $I_t = I(M; S)$ , the Shannon mutual information between random variables  $M$  (the realizations of which are denoted  $m_{t+1}$ ) and  $S$  (the realizations of which are denoted  $s_t$ ).<sup>48</sup> Each of the random vectors  $M$  and  $S$  can further be partitioned as  $M = (\underline{M}, \bar{M})$ ,  $S = (\underline{S}, \bar{S})$ .

---

<sup>48</sup>Here we adopt the notation used in Cover (2006), with different symbols for the random variables  $M$  and  $S$  and their realizations. This is to make it clear that  $I_t$  is not a function of the values taken by  $m_{t+1}$  and  $s_t$  along a particular history, but instead a function of the complete joint distribution of the two random variables;  $I_t$  is itself not a random variable, but a single number for each date  $t$ .

Now for any random variables  $X_1, X_2, \dots$ , let  $H(X_1, X_2, \dots, X_k)$  be the entropy of the joint distribution for variables  $(X_1, X_2, \dots, X_k)$ , and  $H(X_1, \dots, X_k | X_{k+1}, \dots, X_{k+m})$  be the entropy of the joint distribution of the variables  $(X_1, \dots, X_k)$  conditional on the values of the variables  $(X_{k+1}, \dots, X_{k+m})$ . The chain rule for entropy implies that

$$H(X_1, X_2, \dots, X_k) = H(X_1) + H(X_2 | X_1) + \dots + H(X_k | X_1, \dots, X_{k-1}).$$

We can then define the mutual information between the variables  $(X_1, \dots, X_k)$  and the variables  $(X_{k+1}, \dots, X_{k+m})$  as

$$I(X_1, \dots, X_k; X_{k+1}, \dots, X_{k+m}) \equiv H(X_1, \dots, X_k) - H(X_1, \dots, X_k | X_{k+1}, \dots, X_{k+m}).$$

(The information about the first set of variables that is revealed by learning the values of the second set of variables is measured by the average amount by which the entropy of the conditional distribution is smaller than the entropy of the unconditional distribution of the first set of variables.) Similarly, we can define the mutual information between the first set of variables and the second set of variables, conditioning on the values of some third set of variables as

$$\begin{aligned} I(X_1, \dots, X_k; X_{k+1}, \dots, X_{k+m} | X_{k+m+1}, \dots, X_{k+m+n}) \\ \equiv H(X_1, X_2, \dots, X_k | X_{k+m+1}, \dots, X_{k+m+n}) - H(X_1, \dots, X_k | X_{k+1}, \dots, X_{k+m+n}). \end{aligned}$$

Thus for any set of four random variables  $\underline{M}, \bar{M}, \underline{S}, \bar{S}$ , we must have

$$\begin{aligned} I(\underline{S}, \bar{S}; \underline{M}, \bar{M}) &= H(\underline{S}, \bar{S}) - H(\underline{S}, \bar{S} | \underline{M}, \bar{M}) \\ &= [H(\bar{S}) + H(\underline{S} | \bar{S})] - [H(\bar{S} | \underline{M}, \bar{M}) + H(\underline{S} | \bar{S}, \underline{M}, \bar{M})] \\ &= [H(\bar{S}) + H(\underline{S} | \bar{S})] - [H(\bar{S}, \underline{M}, \bar{M}) - H(\underline{M} | \bar{M}) - H(\bar{M})] - H(\underline{S} | \bar{S}, \underline{M}, \bar{M}) \\ &= [H(\bar{S}) + H(\underline{S} | \bar{S})] - [(H(\bar{M}) + H(\bar{S} | \bar{M}) + H(\underline{M} | \bar{M}, \bar{S})) - H(\underline{M} | \bar{M}) - H(\bar{M})] \\ &\quad - H(\underline{S} | \bar{S}, \underline{M}, \bar{M}) \\ &= [H(\bar{S}) + H(\underline{S} | \bar{S})] - [H(\bar{S} | \bar{M}) + H(\underline{M} | \bar{M}, \bar{S}) - H(\underline{M} | \bar{M})] - H(\underline{S} | \bar{S}, \underline{M}, \bar{M}) \\ &= [H(\bar{S}) - H(\bar{S} | \bar{M})] + [H(\underline{S} | \bar{S}) - H(\underline{S} | \bar{S}, \underline{M}, \bar{M})] + [H(\underline{M} | \bar{M}) - H(\underline{M} | \bar{M}, \bar{S})] \\ &= I(\bar{S}; \bar{M}) + I(\underline{S}; \underline{M}, \bar{M} | \bar{S}) + I(\underline{M}; \bar{S} | \bar{M}). \end{aligned}$$

Then, since mutual information is necessarily non-negative, we can establish the lower bound

$$I_t = I(\underline{S}, \bar{S}; \underline{M}, \bar{M}) \geq I(\bar{S}; \bar{M}). \quad (\text{C.3})$$

Furthermore, this lower bound is achieved if and only if

$$I(\underline{S}; \underline{M}, \bar{M} | \bar{S}) = I(\underline{M}; \bar{S} | \bar{M}) = 0.$$

For any three random variables  $X, Y, Z$ , the conditional mutual information  $I(X; Y | Z) = 0$  if and only if the variables  $X$  and  $Y$  are distributed independently one another, conditional on the value of  $Z$ . Hence the lower bound (C.3) is achieved if and only if (a) conditional on the value of  $\bar{m}_{t+1}$ , the variables  $\bar{s}_t$  and  $\underline{m}_{t+1}$  are independent of one another; and (b) conditional on the value of  $\bar{s}_t$ , the variables  $\underline{s}_t$  and  $m_{t+1}$  are independent of one another.

### C.3 Optimality of Setting $\Lambda_{a,t} = \Lambda_{b,t} = \Lambda_{c,t} = 0$

We return now to the consideration of possible memory structures. Let the sequence of matrices  $\{\Lambda_{d,t}\}$  be chosen to satisfy the consistency conditions discussed above, and for a given such sequence, consider an optimal choice of the remaining elements of the specification (C.1), from among those specifications that are consistent with the sequence  $\{\Lambda_{d,t}\}$  (that is, that will satisfy both conditions (i) and (ii) stated above).

We have shown above that the sequence of values  $\{MSE_t\}$  is completely determined by the specification of  $\{\Lambda_{d,t}\}$ . Hence other aspects of the specification of the memory structure can matter only to the extent that they affect the sequence of values  $\{I_t\}$ . Moreover, we have shown that the joint distribution of  $(\bar{s}_t, \bar{m}_{t+1})$  each period is completely determined by  $X_t$  and  $\Lambda_{d,t}$ , which means that the lower bound for  $I_t$  given in (C.3) is completely determined by the choice of  $\{\Lambda_{d,\tau}\}$  for  $\tau \leq t$ . It thus remains only to consider whether this lower bound can be achieved, and under what conditions.

We first observe that the lower bound is achievable. For any sequence of matrices  $\{\Lambda_{d,t}\}$  satisfying the specified conditions, a memory structure specification with  $\Lambda_{a,t} = \Lambda_{b,t} = \Lambda_{c,t} = 0$ , together with a stipulation that  $\omega_{t+1}$  be distributed independently of  $\bar{\omega}_{t+1}$  and that  $\text{var}[\bar{\omega}_{t+1}] = \Lambda_{d,t}X_t$ , will satisfy both conditions (i) and (ii) stated in the introduction to this appendix, and thus this represents a feasible memory structure. One can also show that such a specification satisfies both of conditions (a) and (b) stated at the end of section C.2, so that the lower bound (C.3) is achieved in each period. Thus such a specification achieves the lowest possible value for the combined objective function (1.6), and will be optimal, given our choice of the sequence  $\{\Lambda_{d,t}\}$ .

Not only will this specification be sufficient for achieving the lowest possible value of (1.6), but it will be essentially necessary. We have shown above that achieving the lower bound for  $I_t$  in period  $t$  requires that conditional on the value of  $\bar{s}_t$ , the variables  $\underline{s}_t$  and  $m_{t+1}$  are independent of one another. This means that the values of the variables in the vector  $\underline{s}_t$  cannot help at all in predicting any elements of  $m_{t+1}$ , once one is already using the reduced cognitive state  $\bar{s}_t$  to forecast the next period's memory state; thus one must be able to write law of motion (C.1) for the memory state with  $\Lambda_{a,t} = \Lambda_{c,t} = 0$ .<sup>49</sup> Thus it is necessarily the case that the elements of  $m_{t+1}$  convey information only about the reduced cognitive state  $\bar{s}_t$ , and not about any other aspects of the cognitive state  $s_t$ .

In addition, we have shown above that achieving the lower bound for  $I_t$  in period  $t$  requires that conditional on the value of  $\bar{m}_{t+1}$ , the variables  $\bar{s}_t$  and  $\underline{m}_{t+1}$  are independent of one another. Thus all of the information about  $\bar{s}_t$  that is contained in the memory state  $m_{t+1}$  is contained in the elements  $\bar{m}_{t+1}$ . This means either that  $\Lambda_{b,t} = 0$  as well, or, to the extent that some element of  $\underline{m}_{t+1}$  corresponds to a row of  $\Lambda_{b,t}$  with non-zero elements, that element of  $\underline{m}_{t+1}$  must be a linear combination of the elements of  $\bar{m}_{t+1}$ , so that conditioning upon its value conveys no new information about  $\bar{s}_t$ . Thus any specification of the memory structure

---

<sup>49</sup>It might be possible to satisfy the condition required for the lower bound with non-zero elements in one of these matrices; but this will occur only because of collinearity in the fluctuations in the elements of the vector  $\underline{s}_t$ , so that it is possible to have a law of motion in which  $\underline{s}_t$  has no effect on  $m_{t+1}$ , despite non-zero matrices  $\Lambda_{a,t}$  and  $\Lambda_{c,t}$ . In such a case, the representation of the cognitive state by the vector  $s_t$  would involve redundancy; and in any event, there would be no loss of generality in setting  $\Lambda_{a,t} = \Lambda_{c,t} = 0$ , since the implied fluctuations in the memory state would be the same.

in which  $\Lambda_{b,t} \neq 0$  in any period represents a redundant representation of the contents of memory available in period  $t + 1$ ; we can equivalently describe the contents of memory by eliminating all such rows from  $m_{t+1}$ .

Thus there is no loss of generality in assuming that the lower bound is achieved by specifying  $\Lambda_{a,t} = \Lambda_{b,t} = \Lambda_{c,t} = 0$  in each period. Finally, satisfaction of consistency condition (ii) in this case requires that the elements of  $\underline{\omega}_{t+1}$  be distributed independently of the elements of  $\bar{\omega}_{t+1}$ . We might still allow  $\text{var}[\underline{\omega}_{t+1}]$  to be non-zero; this would mean that  $\underline{m}_{t+1}$  contains elements that fluctuate randomly, but are completely uncorrelated with the previous period's cognitive state  $s_t$ . Such an information structure is equally optimal, in the sense that (1.6) is made no larger by the existence of such components of the memory state, given our assumption that only mutual information is costly. But the additional components  $\underline{m}_{t+1}$  of the memory structure will have no consequences for cognitive processing, and our inclusion of them as part of the representation of the memory state violates our assumption in the text that we label memory states by their implied posteriors for the values of  $\mu$  and the past realizations of the external state; using labels  $(\underline{m}_{t+1}, \bar{m}_{t+1})$  in which  $\underline{m}_{t+1}$  is non-null will mean having separate labels for memory states that imply the same posterior (since the value of  $\underline{m}_{t+1}$  would be completely uninformative about either  $\mu$  or any past external states).

Hence in the case of any optimal memory structure, the memory state can be described more compactly by identifying it with the reduced memory state  $\bar{m}_{t+1}$ , which evolves according to

$$\bar{m}_{t+1} = \bar{\Lambda}_t \bar{s}_t + \bar{\omega}_{t+1}, \quad (\text{C.4})$$

where  $\bar{\Lambda}_t$  is the matrix called  $\Lambda_{d,t}$  in (C.1). (This corresponds to equation (2.7) in the main text.) We need only consider (at most) a two-dimensional memory state, and the optimal memory state conveys information only about the reduced cognitive state  $\bar{s}_t$ , not about any other aspects of the cognitive state  $s_t$ .

## D The Law of Motion for the Memory State and the Information Content of Memory

We now consider how the parameterization of the law of motion (C.4) for the memory state determines the degree of uncertainty about the external state vector that will exist when beliefs are conditioned on the memory state, and how the same parameters determine the mutual information between the memory state and the prior cognitive state, and hence the size of the information cost term  $c(I_t)$ .

We begin by recapitulating the conditions that the sequence of matrices  $\{\bar{\Lambda}_t\}$  and  $\{\Sigma_{\bar{\omega},t+1}\}$  must satisfy, in order for (C.4) to represent a memory structure consistent with the normalization according to which  $\text{E}[x_{t+1} | \bar{m}_{t+1}] = \bar{m}_{t+1}$ . Condition (C.2) will be satisfied if and only if

$$\Sigma_{\bar{\omega},t+1} = (I - \bar{\Lambda}_t) X_t \bar{\Lambda}_t'. \quad (\text{D.1})$$

In order for there to be a symmetric, p.s.d. matrix  $\Sigma_{\bar{\omega},t+1}$  that satisfies (D.1), it must be the case that  $\bar{\Lambda}_t \in \mathcal{L}(X_t)$ . As explained above, this means that  $\bar{\Lambda}_t X_t = X_t \bar{\Lambda}_t'$  must be a symmetric matrix, and in addition that  $(I - \bar{\Lambda}_t) X_t \bar{\Lambda}_t'$  is p.s.d. Note that since

$$X_t \bar{\Lambda}_t' = (I - \bar{\Lambda}_t) X_t \bar{\Lambda}_t' + \bar{\Lambda}_t X_t \bar{\Lambda}_t',$$

and  $X_t$  is necessarily a p.s.d. matrix, it follows from the assumption that  $(I - \bar{\Lambda}_t)X_t\bar{\Lambda}'_t$  is p.s.d. that  $\bar{\Lambda}_tX_t = X_t\bar{\Lambda}'_t$  will also be a p.s.d. matrix; but this latter condition is weaker than the one assumed in our definition of the set  $\mathcal{L}(X_t)$ . This constitutes the complete set of conditions that must be satisfied for (C.4) to represent a memory structure consistent with our proposed normalization of the vector  $m_{t+1}$ .

We can further specialize these conditions in the case that  $\bar{\Lambda}_t$  is a singular matrix. (Here we assume that  $X_t$  is of full rank.) If  $\bar{\Lambda}_t$  is of rank one (or less), it can be written in the form  $\bar{\Lambda}_t = u_tv'_t$ , where we are furthermore free to normalize the vector  $v'_t$  so that  $v'_tX_tv_t = 1$ . Then the condition that  $\bar{\Lambda}_tX_t = X_t\bar{\Lambda}'_t$  will hold only if  $u_t(v'_tX_t) = (X_tv_t)u'_t$ . This means that  $u_t$  must be collinear with  $X_tv_t$ , so that we must be able to write  $u_t = \lambda_tX_tv_t$ , for some scalar  $\lambda_t$ . Thus in the singular case, we must be able to write

$$\bar{\Lambda}_t = \lambda_tX_tv_tv'_t, \quad (\text{D.2})$$

where  $\lambda_t$  is a scalar and  $v_t$  is a vector such that  $v'_tX_tv_t = 1$ . Then

$$(I - \bar{\Lambda}_t)X_t\bar{\Lambda}'_t = \lambda_t(1 - \lambda_t)(X_tv_t)(X_tv_t)'$$

will be a p.s.d. matrix if and only if in addition  $0 \leq \lambda_t \leq 1$ . Thus a singular matrix  $\bar{\Lambda}_t$  is an element of  $\mathcal{L}(X_t)$  if and only if it is of the form (D.2) with  $0 \leq \lambda_t \leq 1$  and  $v_t$  a vector such that  $v'_tX_tv_t = 1$ .

Consistency with the proposed normalization of  $m_{t+1}$  then further requires that

$$\Sigma_{\bar{\omega},t+1} = \lambda_t(1 - \lambda_t)X_tv_tv'_tX_t. \quad (\text{D.3})$$

This implies that  $\Sigma_{\bar{\omega},t+1}$  is a singular matrix; the random vector  $\bar{\omega}_{t+1}$  can be written as  $\bar{\omega}_{t+1} = X_tv_t\tilde{\omega}_{t+1}$ , where  $\tilde{\omega}_{t+1}$  is a scalar random variable, with distribution  $N(0, \lambda_t(1 - \lambda_t))$ . It follows that in such a case, the memory state can be given a one-dimensional representation, writing  $\bar{m}_{t+1} = X_tv_t\tilde{m}_{t+1}$ , where the scalar memory state  $\tilde{m}_{t+1}$  has a law of motion

$$\tilde{m}_{t+1} = \lambda_tv'_t\bar{s}_t + \tilde{\omega}_{t+1}, \quad \tilde{\omega}_{t+1} \sim N(0, \lambda_t(1 - \lambda_t)). \quad (\text{D.4})$$

In the case that  $X_t = X_0$  (the only case in which it is possible for  $X_t = X(\hat{\sigma}_t^2)$  to be singular), we have defined  $\mathcal{L}(X_0)$  to include only matrices of the special form (2.11) with  $0 \leq \lambda_t \leq 1$ . In this case,  $\bar{\Lambda}_t$  is necessarily of the form (D.2), with the vector  $v_t$  given by (2.16). Hence our comments above about the case in which  $\bar{\Lambda}_t$  is singular apply also in the case in which  $X_t$  is singular, except that in this latter case we have the further restriction that  $v_t$  must be given by (2.16). In this special case, (D.3) reduces to

$$\Sigma_{\bar{\omega},t+1} = \lambda_t(1 - \lambda_t)[\Omega + \sigma_y^2]ww'.$$

## D.1 The degree of uncertainty implied by a given memory structure

We turn now to the question of how the posterior uncertainty  $\Sigma_{t+1}$  in the following period is determined by the law of motion for the memory state  $\bar{m}_{t+1}$  that can be accessed at that time. Note that the variance of the marginal distribution for  $x_{t+1}$  can be decomposed as

$$\text{var}[x_{t+1}] = \text{E}[\text{var}[x_{t+1} | m_{t+1}]] + \text{var}[\text{E}[x_{t+1} | m_{t+1}]],$$

where in the first term on the right-hand side, the variance refers to the distribution of values for  $x_{t+1}$  conditional on the realization of  $m_{t+1}$ , and the expectation is over realizations of  $m_{t+1}$ , while in the second term the variance refers to the distribution of values for  $m_{t+1}$ , and the expectation is over values of  $x_{t+1}$  conditional on the realization of  $m_{t+1}$ . Since the marginal distribution for  $x_{t+1}$  is the same for all  $t$ , and coincides with the prior distribution for  $x_0$  specified in (B.2), the left-hand side must equal the matrix  $\Sigma_0$  defined there. Hence the variance decomposition can be written as

$$\Sigma_0 = \Sigma_{t+1} + \text{var}[\bar{m}_{t+1}],$$

which implies that in any period,

$$\Sigma_{t+1} = \Sigma_0 - \text{var}[\bar{m}_{t+1}].$$

Thus in order to understand how the choice of  $\bar{\Lambda}_t$  determines  $\Sigma_{t+1}$ , it suffices that we determine the implications for the degree of variation in  $\bar{m}_{t+1}$ .

A law of motion of the form (C.4) implies that

$$\begin{aligned} \text{var}[\bar{m}_{t+1}] &= \bar{\Lambda}_t X_t \bar{\Lambda}_t' + \Sigma_{\bar{\omega}, t+1} \\ &= \bar{\Lambda}_t X_t \bar{\Lambda}_t' + (I - \bar{\Lambda}_t) X_t \bar{\Lambda}_t' \\ &= X_t \bar{\Lambda}_t', \end{aligned}$$

where the second line uses (D.1). Hence we obtain the prediction that

$$\Sigma_{t+1} = \Sigma_0 - X_t \bar{\Lambda}_t'. \quad (\text{D.5})$$

Note that for any  $\bar{\Lambda}_t \in \mathcal{L}(X_t)$ , this must be a symmetric, p.s.d. matrix.

Hence for any value of  $\hat{\sigma}_t^2$  satisfying  $0 \leq \hat{\sigma}_t^2 \leq \hat{\sigma}_0^2$  and any transition matrix  $\bar{\Lambda}_t \in \mathcal{L}(X(\hat{\sigma}_t^2))$ , we can substitute  $X_t = X(\hat{\sigma}_t^2)$  and the value of  $\Sigma_{t+1}$  given by (D.5) into (2.2) to obtain a solution for  $\hat{\sigma}_{t+1}^2$  as a function of  $\hat{\sigma}_t^2$  and  $\bar{\Lambda}_t$ . This defines the function  $f(\hat{\sigma}_t^2, \bar{\Lambda}_t)$  referred to in the main text. We can then define  $\mathcal{L}^{seq}$  as the set of sequences of transition matrices  $\{\bar{\Lambda}_t\}$  for all  $t \geq 0$  such that

$$\bar{\Lambda}_0 \in \mathcal{L}(X_0), \quad \bar{\Lambda}_1 \in \mathcal{L}(X(f(\hat{\sigma}_0^2, \bar{\Lambda}_0))), \quad \bar{\Lambda}_2 \in \mathcal{L}(X(f(f(\hat{\sigma}_0^2, \bar{\Lambda}_0), \bar{\Lambda}_1))),$$

and so on.

Then given any sequence of transition matrices  $\{\bar{\Lambda}_t\} \in \mathcal{L}^{seq}$ , there will be uniquely defined sequences  $\{\hat{\sigma}_t^2, X_t\}$  for all  $t \geq 0$ . Equation (D.5), together with (B.2), can then be used to uniquely define the implied sequence of matrices  $\{\Sigma_t\}$  for all  $t \geq 0$ . These matrices can in turn be used in (2.3) to define the Kalman gain  $\gamma_{1t}$  for each  $t \geq 0$ . Thus for any sequence of transition matrices  $\{\bar{\Lambda}_t\} \in \mathcal{L}^{seq}$ , there will be uniquely determined sequences  $\{\Sigma_t, \gamma_{1t}, \hat{\sigma}_t^2, X_t\}$ , as stated in the text. These in turn will imply a uniquely determined sequence of losses  $\{MSE_t\}$  from forecast inaccuracy, using (2.5).

## D.2 The mutual information implied by a given memory structure

Finally, we compute the mutual information  $I_t$  in the case that the memory state consists only of a reduced memory state  $\bar{m}_{t+1}$ , with law of motion (C.4). We first review the definition of mutual information in the case of continuously distributed random variables.

Let  $X$  and  $Y$  be two random variables, each parameterized using a finite system of coordinates (so that realizations  $x$  and  $y$  are each represented by finite-dimensional vectors), and suppose that at least  $Y$  has a continuous distribution, with a density function  $p(y|x)$  such that  $p(y|x) > 0$  for all  $y$  in the support of  $Y$  and all  $x$  in the support of  $X$ . Suppose also that the marginal distribution for  $Y$  can be characterized by a density function  $p(y) = \mathbb{E}[p(Y|x)]$ , where the expectation is over possible realizations of  $x$ , and  $p(y) > 0$  for all  $y$  in the support of  $Y$ . Then we can measure the degree to which knowing the realization of  $x$  changes the distribution that one can expect  $y$  to be drawn from by the Kullback-Liebler divergence (or relative entropy) of the conditional distribution  $p(y|x)$  relative to the marginal distribution  $p(y)$ , defined as

$$D_{KL}(p(\cdot|x)||p(\cdot)) \equiv \mathbb{E} \left[ \log \frac{p(y|x)}{p(y)} \right] \geq 0, \quad (\text{D.6})$$

where the expectation is over possible realizations of  $y$ , and this quantity is a function of the particular realization  $x$ .<sup>50</sup> The *mutual information*  $I(X; Y)$  can then be defined as the mean value of this expression,

$$I(X; Y) \equiv \mathbb{E}[D_{KL}(p(\cdot|x)||p(\cdot))], \quad (\text{D.7})$$

where the expectation is now over possible realization of  $x$ , and the mutual information is also necessarily non-negative.<sup>51</sup>

This definition of the mutual information has the attractive feature of being independent of the coordinates used to parameterize the realizations of the variable  $Y$ . Suppose that we write  $y = \phi(z)$ , where  $\phi(\cdot)$  is an invertible smooth coordinate transformation between two Euclidean spaces of the same dimension. Then corresponding to the conditional density  $p(y|x)$  for any  $x$ , there will be a corresponding density function  $\tilde{p}(z|x)$  for the random variable  $Z$  (which is just the variable  $Y$  described using the alternative coordinate system), such that  $\tilde{p}(z|x) = p(\phi(z)|x) \cdot D\phi(z)$  for each  $z$ , where  $D\phi(z)$  is the Jacobian matrix of the coordinate transformation, evaluated at  $z$ . It follows that for any  $z$  in the support of  $Z$  and any  $x$  in the support of  $X$ ,

$$\frac{p(\phi(z)|x)}{p(\phi(z))} = \frac{\tilde{p}(z|x)}{\tilde{p}(z)},$$

so that

$$D_{KL}(p(\cdot|x)||p(\cdot)) = D_{KL}(\tilde{p}(\cdot|x)||\tilde{p}(\cdot))$$

---

<sup>50</sup>The value of this quantity is necessarily non-negative because of Jensen's inequality, owing to the concavity of the logarithm.

<sup>51</sup>Note that this definition — rather than the one often given in terms of the average reduction in the entropy of  $Y$  from observing  $X$  — has the advantage of remaining well-defined even when the random variable  $Y$  has a continuous distribution. See Cover and Thomas (2006) for further discussion.



for all  $x$ . We thus find that the mutual information  $I(X; Y)$  will be the same as  $I(X; Z)$ : it is unaffected by a change in the coordinates used to parameterize  $Y$ .<sup>52</sup>

We can similarly define the mutual information in a case in which the support of  $Y$  is not the entire Euclidean space, because of the existence of redundant coordinates in the parameterization of realizations  $y$ . Suppose that all vectors  $y$  in the support of  $Y$  are of the form  $y = \phi(z)$ , where  $\phi(\cdot)$  is a smooth embedding of some lower-dimensional Euclidean space (the support of  $Z$ ) into a higher-dimensional Euclidean space. Then the information about the possible realizations of  $y$  contained in a realization of  $x$  is given by the information that  $x$  contains about the possible realizations of  $z$ . If the joint distribution of  $X$  and  $Z$  is such that we can define conditional density functions  $\tilde{p}(z|x)$ , with  $\tilde{p}(z|x) > 0$  for all  $z$  and  $x$ , and a marginal density function  $\tilde{p}(z) > 0$  for all  $z$ , then we can define the mutual information between  $X$  and  $Z$  using (D.7) as above. Since mutual information should be independent of the coordinates used to parameterize the variables, we can use the value of  $I(X; Z)$  as our definition of  $I(X; Y)$  in this case as well (even though expression (D.6) is not defined in this case).

In the case of interest in this paper,  $X$  and  $Y$  are variables with a joint distribution that is multivariate Gaussian. Let us consider first the generic case in which the conditional variance-covariance matrix  $\text{var}[Y|x]$  is of full rank. (Note that this matrix will be independent of the realization of  $x$ , and so can be written  $\text{var}[Y|X]$ , to emphasize that only the parameters of the joint distribution matter.) In this case  $\text{var}[Y]$  is of full rank as well, and for any  $x$  and  $y$ , the ratio of the density functions satisfies

$$\begin{aligned} \log \frac{p(y|x)}{p(y)} &= -\frac{1}{2} \log \frac{\det(\text{var}[Y|x])}{\det(\text{var}[Y])} \\ &\quad - \frac{1}{2} (y - \text{E}[y|x])' \text{var}[Y|x]^{-1} (y - \text{E}[y|x]) + \frac{1}{2} (y - \text{E}[y])' \text{var}[Y]^{-1} (y - \text{E}[y]). \end{aligned}$$

Hence for any  $x$ , we have

$$D_{KL}(x) = -\frac{1}{2} \log \frac{\det(\text{var}[Y|x])}{\det(\text{var}[Y])},$$

and since this will be independent of the realization of  $x$ , we similarly will have

$$I(X; Y) = -\frac{1}{2} \log \frac{\det(\text{var}[Y|X])}{\det(\text{var}[Y])}. \quad (\text{D.8})$$

One case in which  $\text{var}[Y|x]$  will not be of full rank is if  $y = Uz$  for some matrix  $U$ , where  $z$  is a random vector of lower dimension than that of  $y$ . (In this case, the rank of  $\text{var}[Y|x]$  cannot be greater than the rank of  $\text{var}[Z|x]$ , which is at most the dimension of  $z$ .) Let us suppose that the rank of  $U$  is equal to the dimension of  $z$ , so that any vector  $y = Uz$  is associated with exactly one vector  $z$ . In such a case we can, as discussed above, define the mutual information between  $X$  and  $Y$  to equal the mutual information between  $X$  and  $Z$ . If

---

<sup>52</sup>It is equally unaffected by a change in the coordinates used to parameterize  $X$ , though we need not show this here.

$\text{var}[Z|x]$  is of full rank, then we can use the calculations of the previous paragraph to show that

$$I(X; Y) = I(X; Z) = -\frac{1}{2} \log \frac{\det(\text{var}[Z|X])}{\det(\text{var}[Z])}. \quad (\text{D.9})$$

We turn now to the calculation of the mutual information between the reduced cognitive state  $\bar{s}_t$  and the memory state  $\bar{m}_{t+1}$ , in the case of a law of motion of the form (C.4) for the memory state. We first consider the case in which  $X_t$  is of full rank (which, as noted in the text, will be true except when the memory state  $m_t$  is completely uninformative). If  $\bar{\Lambda}_t$  and  $I - \bar{\Lambda}_t$  are also both matrices of full rank, then

$$\text{var}[\hat{m}_{t+1} | \hat{s}_t] = \Sigma_{\bar{\omega}, t+1} = (I - \bar{\Lambda}_t) X_t \bar{\Lambda}'_t$$

will be of full rank, and

$$\text{var}[\hat{m}_{t+1}] = \bar{\Lambda}_t X_t \bar{\Lambda}'_t + \Sigma_{\bar{\omega}, t+1} = X_t \bar{\Lambda}'_t$$

will be of full rank as well. We can then apply (D.8) to obtain

$$I_t = -\frac{1}{2} \log \frac{\det[(I - \bar{\Lambda}_t) X_t \bar{\Lambda}'_t]}{\det[X_t \bar{\Lambda}'_t]} = -\frac{1}{2} \log \det(I - \bar{\Lambda}_t), \quad (\text{D.10})$$

in conformity with equation (2.12) in the text.

In the case that  $X_t$  is of full rank, but  $\bar{\Lambda}_t$  is varied so that one of its eigenvalues approaches 1 (meaning that  $I - \bar{\Lambda}_t$  approaches a singular matrix, while the determinant of  $\bar{\Lambda}_t$  remains bounded away from zero), the value of  $I_t$  implied by (D.10) grows without bound. It thus makes sense to assign a value of  $+\infty$  to the mutual information in the case that  $\bar{\Lambda}_t$  is of full rank but  $I - \bar{\Lambda}_t$  is not. Note that in this case there is a linear combination of the elements of  $\bar{s}_t$  that is revealed with perfect precision by the memory state (since  $\Sigma_{\bar{\omega}, t+1}$  will be singular), while this linear combination is a continuous random variable with positive variance (since  $X_t$  is of full rank). This is not consistent with any finite value for the mutual information (and so cannot represent a feasible memory structure).

Suppose instead that while  $X_t$  is of full rank,  $\bar{\Lambda}_t$  is only of rank one. In this case, we have shown above that  $\bar{\Lambda}_t$  must be of the form (D.2), as a consequence of which  $\Sigma_{\bar{\omega}, t+1}$  must be given by (D.3). In this case, the memory state can be represented in the form  $\bar{m}_{t+1} = X_t v_t \cdot \tilde{m}_{t+1}$ , where  $\tilde{m}_{t+1}$  is a scalar random variable with law of motion (D.4). This implies that  $\text{var}[\tilde{m}_{t+1} | s_t] = \text{var}[\tilde{\omega}_{t+1}] = \lambda_t(1 - \lambda_t)$ , while  $\text{var}[\tilde{m}_{t+1}] = \lambda_t$ . In the case that  $0 < \lambda_t < 1$ , we can then apply (D.9) to show that

$$I_t = -\frac{1}{2} \log \frac{\lambda_t(1 - \lambda_t)}{\lambda_t} = -\frac{1}{2} \log(1 - \lambda_t), \quad (\text{D.11})$$

Since in this case,  $\det(I - \hat{\Lambda}_t) = \det(I - \lambda_t v_t v'_t) = 1 - \lambda_t$ , result (D.11) is again just what (D.10) would imply, so that (D.10) continues to be correct even though  $\bar{\Lambda}_t$  is singular.

If we consider a sequence of matrices of this kind in which  $\lambda_t$  approaches 1, the mutual information (D.11) grows without bound. Thus we can assign the value  $+\infty$  to  $I_t$  in the case that  $\bar{\Lambda}_t$  is a matrix of rank one with  $\lambda_t = 1$ . Indeed, in this case, the memory state reveals

with perfect precision the value of  $v_t' \bar{s}_t$ , a continuous random variable with positive variance (under the assumption that  $X_t$  is of full rank); but this is not possible in the case of any finite bound on mutual information. Hence (D.10) can be applied to this case as well.

Suppose instead that  $X_t$  is of full rank, but  $\bar{\Lambda}_t = 0$ . In this case, the distribution of  $\bar{m}_{t+1}$  is independent of the value of  $s_{t+1}$ , and the mutual information between these two variables must be zero. This is also what (D.10) would imply, so that (D.10) is correct in this case as well.

Finally, consider the case in which  $X_t = X_0$ , the only possible case in which  $X_t$  is not of full rank. In this case, we have defined  $\mathcal{L}(X_0)$  to consist only of matrices of the form (D.2), with the vector  $v_t$  given by (2.16). If  $\lambda_t = 0$ , then the entire matrix  $\bar{\Lambda}_t = 0$ , and the argument in the previous paragraph again applies. Suppose instead that  $\lambda_t > 0$ . Just as in the discussion above of the case of a singular transition matrix, the memory state can be represented by a scalar state variable  $\tilde{m}_{t+1}$  with law of motion (D.4), and we can apply (D.9) to show that  $I_t$  will be given by (D.11). Again this is just what (D.10) would imply, so that (D.10) also yields the correct conclusion when  $X_t$  is a singular matrix.

Thus in all cases, (D.10) applies, and the value of  $I_t$  depends only on the choice of the transition matrix  $\bar{\Lambda}_t$ . It follows that for any sequence of transition matrices  $\{\bar{\Lambda}_t\} \in \mathcal{L}^{seq}$ , there will be uniquely defined sequences  $\{MSE_t, I_t\}$ , allowing the objective (1.6) to be evaluated.

## E Optimality of a Univariate Memory State

[TO BE ADDED]

## F Numerical Solution for the Optimal Memory Structure

Here we provide further details of the calculations reported in section 3 of the main text.

### F.1 Dynamics of uncertainty given the path of $\{\lambda_t\}$

We begin by discussing numerical solution for the law of motion  $\eta_{t+1} = \phi(\eta_t; \lambda_t)$  for the scaled uncertainty measure  $\{\eta_t\}$ , given a path for the memory-sensitivity coefficient  $\{\lambda_t\}$ . It is useful to write the equations of the model in terms of scale-invariant matrices

$$\tilde{X}_t \equiv \sigma_y^{-2} X_t, \quad \tilde{\Sigma}_t \equiv \sigma_y^{-2} \Sigma_t.$$

We can corresponding rescale the direction vector  $v_t$ , defining  $\tilde{v}_t \equiv \sigma_y v_t$ , so that the rescaled direction vector satisfies the normalization

$$\tilde{v}_t' \tilde{X}_t \tilde{v}_t = 1. \tag{F.1}$$

The memory structure each period is then specified by the values of  $\lambda_t$  and  $\tilde{v}_t$ .

Given the memory structure  $(\lambda_t, \tilde{v}_t)$  for each  $t \geq 0$ , the evolution of the variables  $\{\eta_t, \tilde{X}_t, \tilde{\Sigma}_{t+1}\}$  is determined by the difference equations

$$\begin{aligned}\tilde{X}_t &= \tilde{\Sigma}_0 - \begin{pmatrix} \eta_t & 0 \\ 0 & 0 \end{pmatrix} \\ \tilde{\Sigma}_{t+1} &= \tilde{\Sigma}_0 - \lambda_t (\tilde{X}_t \tilde{v}_t) (\tilde{X}_t \tilde{v}_t)' \\ \eta_{t+1} &= e_1' \tilde{\Sigma}_{t+1} e_1 - \frac{(e_1' \tilde{\Sigma}_{t+1} c)^2}{c' \tilde{\Sigma}_{t+1} c + 1 - \rho^2}\end{aligned}$$

starting from initial conditions

$$\eta_0 = \frac{K}{K+1}, \quad \tilde{\Sigma}_0 \equiv \frac{1}{\sigma_y^2} \Sigma_0 = \begin{pmatrix} K & K \\ K & K+1 \end{pmatrix}.$$

Now let the path  $\{\lambda_t\}$  be given, satisfying  $0 \leq \lambda_t \leq 1$  for each  $t$ . We wish to determine the associated optimal sequence for the direction vectors  $\{\tilde{v}_t\}$ , and hence the implied dynamics for the other variables. To do this, we need to express the law of motion for  $\eta_{t+1}$  as a function of  $\eta_t$ ,  $\lambda_t$ , and  $\tilde{v}_t$ ; we can then minimize over  $\tilde{v}_t$  for given values of the other two arguments.

Let us introduce the additional notation  $e_2$  for the vector  $(0 \ 1)'$ . Then from  $c' = (1 - \rho)e_1' + \rho e_2'$ , we get

$$\begin{aligned}c' \tilde{\Sigma}_{t+1} c &= (1 - \rho)^2 e_1' \tilde{\Sigma}_{t+1} e_1 + 2\rho(1 - \rho) e_1' \tilde{\Sigma}_{t+1} e_2 + \rho^2 e_2' \tilde{\Sigma}_{t+1} e_2 \\ &= (1 - \rho)^2 \tilde{\Sigma}_{11,t+1} + 2\rho(1 - \rho) \tilde{\Sigma}_{12,t+1} + \rho^2 e_2' \tilde{\Sigma}_{22,t+1}\end{aligned}$$

Similarly,  $e_1' \tilde{\Sigma}_{t+1} c = (1 - \rho) \tilde{\Sigma}_{11,t+1} + \rho \tilde{\Sigma}_{12,t+1}$ . Using these two relations, we get

$$\begin{aligned}\eta_{t+1} &= e_1' \tilde{\Sigma}_{t+1} e_1 - \frac{(e_1' \tilde{\Sigma}_{t+1} c)^2}{c' \tilde{\Sigma}_{t+1} c + 1 - \rho^2} \\ &= \frac{\rho^2 \tilde{\Sigma}_{11,t+1} \tilde{\Sigma}_{22,t+1} - \rho^2 \tilde{\Sigma}_{12,t+1} + (1 - \rho^2) \tilde{\Sigma}_{11,t+1}}{c' \tilde{\Sigma}_{t+1} c + 1 - \rho^2} \\ &= \frac{\rho^2 \det(\tilde{\Sigma}_{t+1}) + (1 - \rho^2) e_1' \tilde{\Sigma}_{t+1} e_1}{c' \tilde{\Sigma}_{t+1} c + 1 - \rho^2}\end{aligned}$$

We wish to rearrange the nominator and the denominator as a variant of Rayleigh quotient form. It is straightforward to rewrite the following terms:

$$\begin{aligned}e_1' \tilde{\Sigma}_{t+1} e_1 &= e_1' \tilde{\Sigma}_0 e_1 - \tilde{v}_t \left( \lambda_t \tilde{X}_t e_1 e_1' \tilde{X}_t \right) \tilde{v}_t \\ c' \tilde{\Sigma}_{t+1} c &= c' \tilde{\Sigma}_0 c - \tilde{v}_t \left( \lambda_t \tilde{X}_t c c' \tilde{X}_t \right) \tilde{v}_t\end{aligned}$$

As for  $\det(\tilde{\Sigma}_{t+1})$ , we use the identity relation that for any symmetric matrix  $A$  and a vector  $v$ ,  $\det(A - vv') = \det(A) - v'adj(A)v$ . That is,

$$\begin{aligned}\det(\tilde{\Sigma}_{t+1}) &= \det\left(\tilde{\Sigma}_0 - \lambda_t \left(\tilde{X}_t \tilde{v}_t\right) \left(\tilde{X}_t \tilde{v}_t\right)'\right) \\ &= \det(\tilde{\Sigma}_0) - \lambda_t \left(\tilde{X}_t \tilde{v}_t\right)' adj(\tilde{\Sigma}_0) \left(\tilde{X}_t \tilde{v}_t\right) \\ &= \det(\tilde{\Sigma}_0) - \lambda_t \left(\tilde{X}_t \tilde{v}_t\right)' \det(\tilde{\Sigma}_0) \tilde{\Sigma}_0^{-1} \left(\tilde{X}_t \tilde{v}_t\right) \\ &= \det(\tilde{\Sigma}_0) - \tilde{v}_t' \left(\lambda_t \det(\tilde{\Sigma}_0) \tilde{X}_t \tilde{\Sigma}_0^{-1} \tilde{X}_t\right) \tilde{v}_t\end{aligned}$$

Thus the law of motion for  $\eta_{t+1}$  can be written in the form

$$\eta_{t+1} = \frac{q_1 - \tilde{v}_t' Z_{1,t} \tilde{v}_t}{q_2 - \tilde{v}_t' Z_{2,t} \tilde{v}_t} \quad (\text{F.2})$$

where the coefficients are given by

$$\begin{aligned}q_1 &= \rho^2 \det(\tilde{\Sigma}_0) + (1 - \rho^2) e_1' \tilde{\Sigma}_0 e_1 \\ Z_{1,t} &= Z_{11,t} \tilde{X}_t \text{ where } Z_{11,t} = \lambda_t \tilde{X}_t \left(\rho^2 \det(\tilde{\Sigma}_0) \tilde{\Sigma}_0^{-1} + (1 - \rho^2) e_1 e_1'\right) \\ q_2 &= c' \tilde{\Sigma}_0 c + 1 - \rho^2 \\ Z_{2,t} &= Z_{22,t} \tilde{X}_t \text{ where } Z_{22,t} = \lambda_t \tilde{X}_t c c'\end{aligned}$$

Here the  $q_i$  are constants and the matrices  $Z_{i,t}$  depend only on the values of  $\eta_t$  and  $\lambda_t$ ; the form (F.2) thus shows how the objective function (given on the right-hand side) depends on the vector  $\tilde{v}_t$ .

In any period  $t$ , given values for  $\eta_t$  and  $\lambda_t$ , the vector  $\tilde{v}_t$  must be chosen to minimize the objective (F.2) subject to the constraint (F.1). The Lagrangian problem is then given by

$$\min_{\tilde{v}_t, \varphi} \mathcal{L} = \frac{q_1 - \tilde{v}_t' Z_{1,t} \tilde{v}_t}{q_2 - \tilde{v}_t' Z_{2,t} \tilde{v}_t} + \varphi (\tilde{v}_t' \tilde{X}_t \tilde{v}_t - 1)$$

The first order conditions for this problem are

$$\begin{aligned}\frac{\partial \mathcal{L}}{\partial \tilde{v}_t} &= \left(\frac{1}{q_2 - \tilde{v}_t' Z_{2,t} \tilde{v}_t}\right)^2 [-2Z_{1,t} \tilde{v}_t (q_2 - \tilde{v}_t' Z_{2,t} \tilde{v}_t) + 2Z_{2,t} \tilde{v}_t (q_1 - \tilde{v}_t' Z_{1,t} \tilde{v}_t)] + 2\varphi \tilde{X}_t \tilde{v}_t = 0 \\ \frac{\partial \mathcal{L}}{\partial \varphi} &= \tilde{v}_t' \tilde{X}_t \tilde{v}_t - 1 = 0\end{aligned}$$

If we redefine the Lagrange multiplier as  $\tilde{\varphi} \equiv (q_2 - \tilde{v}_t' Z_{2,t} \tilde{v}_t) \varphi$ , we then get

$$Z_{1,t} \tilde{v}_t - \left(\frac{q_1 - \tilde{v}_t' Z_{1,t} \tilde{v}_t}{q_2 - \tilde{v}_t' Z_{2,t} \tilde{v}_t}\right) Z_{2,t} \tilde{v}_t = \tilde{\varphi} \tilde{X}_t \tilde{v}_t$$

The optimal solution  $(\tilde{v}_t^*, \tilde{\varphi}^*)$  should satisfy

$$Z_{1,t} \tilde{v}_t^* - \tilde{\mathcal{L}}^* Z_{2,t} \tilde{v}_t^* = \tilde{\varphi}^* \tilde{X}_t \tilde{v}_t^*$$

where  $\mathcal{L}^* \equiv \frac{q_1 - (\tilde{v}_t^*)' Z_{1,t} \tilde{v}_t^*}{q_2 - (\tilde{v}_t^*)' Z_{2,t} \tilde{v}_t^*}$ . Multiplying both sides by  $(\tilde{v}_t^*)'$ , we get

$$\tilde{\varphi}^* = (\tilde{v}_t^*)' (Z_{1,t} - \mathcal{L}^* Z_{2,t}) \tilde{v}_t^*$$

The solution of the optimization problem is  $(\tilde{v}_t^*, \tilde{\varphi}^*)$ . Note that the FOCs of the optimization problem can be written as

$$(\tilde{Z}_{11,t} - \mathcal{L} \tilde{Z}_{22,t}) \tilde{X}_t \tilde{v}_t = \tilde{\varphi} \tilde{X}_t \tilde{v}_t$$

where  $\mathcal{L}$  is the minimum achievable value of  $\eta_{t+1}$ . This relation shows that  $(\tilde{\varphi}, \tilde{X}_t v)$  must be an eigenvalue and associated eigenvector of  $(\tilde{Z}_{11,t} - \mathcal{L} \tilde{Z}_{22,t})$ .

We numerically find a pair  $(v_t^*, \tilde{\varphi}^*)$  that satisfies the FOCs with the following algorithm:

1. Guess  $\tilde{v}$ .
2. Evaluate  $\mathcal{L} = \frac{\tilde{q}_1 - \tilde{v}' \tilde{Z}_{1,t} \tilde{v}}{\tilde{q}_2 - \tilde{v}' \tilde{Z}_{2,t} \tilde{v}}$  and  $\tilde{\varphi} = \tilde{v}' (\tilde{Z}_{1,t} - \mathcal{L} \tilde{Z}_{2,t}) \tilde{v}$ .
3. Find the eigenvector  $\hat{v}$  of  $\tilde{Z}_{11,t} - \mathcal{L} \tilde{Z}_{22,t}$  that corresponds to the eigenvalue  $\tilde{\varphi}$ .
4. Update  $\tilde{v}_{new}$  with  $v$  such that  $\hat{v} = \tilde{X}_t v$  (after normalizing).
  - If  $X_t$  is invertible, then  $v = (\tilde{X}_t)^{-1} \hat{v}$ .
  - If not, we use the first row of  $X_t$  to back out  $v$  from  $\hat{v}$ . That is, let  $v = \begin{pmatrix} 1 \\ \frac{\hat{v}_1 - \tilde{X}_{11,t}}{\tilde{X}_{12,t}} \end{pmatrix}$
5. Repeat 2-4 until the update converges.

Since the FOC allows multiple solutions, it is important to select the one that corresponds to the global minimum. We therefore use a coarse global search to obtain an approximate solution for  $\tilde{v}$  first, and then use this approximate solution to initialize the algorithm described above. In this way, we obtain a numerical solution for  $\eta_{t+1} = \phi(\eta_t; \lambda_t)$  for any values of  $\eta_t$  and  $\lambda_t$ . Note that this allows a complete solution for the model dynamics in the case of a fixed upper bound  $\bar{\lambda}$  (the results reported in section 3.1).

## F.2 Solving for the value function $\tilde{V}(\eta)$ and policy function $\lambda^*(\eta)$ in the case of a linear information cost

In the case of a linear information cost (or any other cost function with a positive marginal cost of increasing  $I_t$ ), it is necessary to solve the Bellman equation for the value function  $\tilde{V}(\eta)$ , in order to determine the optimal dynamics of  $\{\lambda_t\}$ . Here we explain the methods used to solve this problem in the case of a linear information cost (the results reported in section 3.2).

Once we have solved for the function  $\phi(\eta_t; \lambda_t)$ , as in the previous subsection, the Bellman equation for the case of a linear information cost can be written

$$\tilde{V}(\eta_t) = \min_{\lambda_t \in [0,1]} \left[ \eta_t - \frac{\tilde{\theta}}{2} \log(1 - \lambda_t) + \beta \tilde{V}(\phi(\eta_t; \lambda_t)) \right]. \quad (\text{F.3})$$

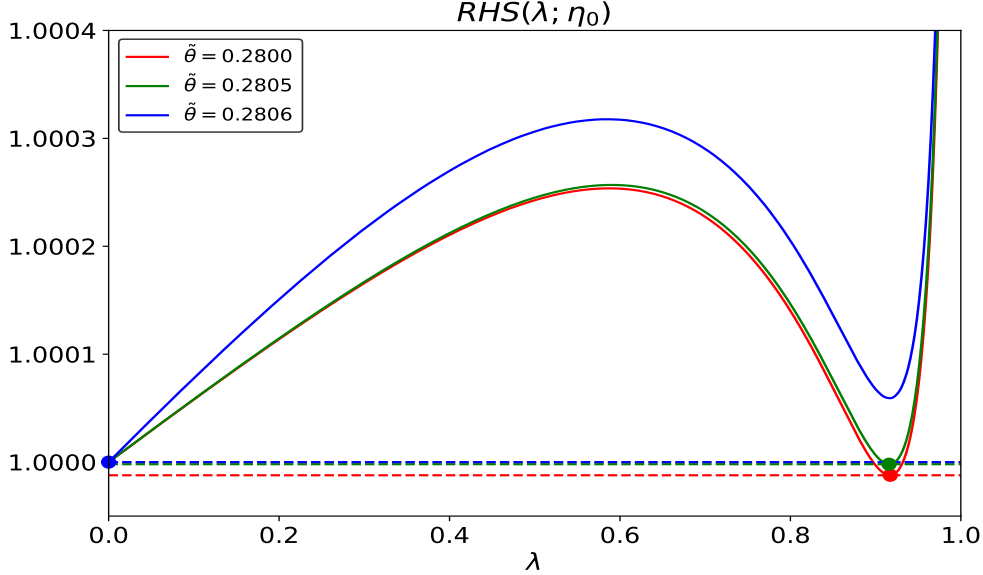


Figure 12: The evolution of scaled uncertainty about  $\mu$  as the number  $t$  of previous (imperfectly remembered) observations grows. The right panel shows the long-run value of scaled uncertainty (to which  $\eta_t$  converges as  $t \rightarrow \infty$ ) as a function of the constraint on the complexity of memory, parameterized by  $\bar{\lambda}$ .

We use the value function iteration algorithm to find the value function that is a fixed point of this mapping.

When iterating the mapping to update the value function, we use a grid search method to find the optimal policy function, because the right-hand side of the Bellman equation is in general a non-convex function of the policy variable  $\lambda_t$  (as we illustrate in Figure xx below). We approximate the value function with Chebyshev polynomials. Once the value function has converged, we can use our solution for  $\tilde{V}(\eta)$  to solve numerically for the policy function  $\lambda^*(\eta)$ , the solution to the minimization problem on the right-hand side of (F.3). This is the function graphed (for several values of  $\tilde{\theta}$ ) in Figure 3.

Figure 12 illustrates our comment about the possible non-convexity of the optimization problem (F.3). Let  $RHS(\lambda_t; \eta_t)$  be the function defined on the right-hand side of (F.3), i.e., the objective of the minimization problem. The figure plots the value of  $RHS(\lambda; \eta_0)$ , normalized by dividing by the positive constant  $RHS(0; \eta_0)$  (so that a value of 1.0 on the vertical axis means that  $RHS(\lambda; \eta_0)$  is of exactly the same size as  $RHS(0; \eta_0)$ ). This function is shown for each of three slightly different values of  $\tilde{\theta}$ , assuming in each case that  $K = 10$ , as in the right panel of Figure 7 in the text. In the case of each of these curves, a large dot (the same color as the curve) indicates the global minimum of the function. A horizontal dashed line (also the same color as the corresponding curve) indicates the minimum of  $RHS(\lambda; \eta_0)$  — and thus the value of  $\tilde{V}(\eta_0)$  — again normalized by dividing by  $RHS(\eta_0)$ .

The figure shows that for values of  $\tilde{\theta}$  in this range,  $RHS(\lambda)$  is not a convex function of  $\lambda$ . It is increasing for small enough values of  $\lambda$ , making the choice  $\lambda_t = 0$  a local minimum in this case. (This is true for all values of  $\tilde{\theta}$  greater than a critical value around 0.15, which explains the existence of the horizontal segment of the connected black curve in the right panel of Figure 7.) However, the function reaches a local maximum, and then decreases for

larger values of  $\lambda$ , as the degree to which a larger value of  $\lambda_t$  reduces  $\phi(\eta_0; \lambda_t)$  outweighs the increase in the information cost. (A large enough value of  $K$  is required for this to occur. A larger value of  $K$  increases the sensitivity of the value of  $\phi(\eta_0; \lambda)$  to the value of  $\lambda$ ; see equation (F.4) below.) For even larger values of  $\lambda$  (values approaching 1), further increases in  $\lambda$  increase the information cost term so sharply that  $RHS(\lambda; \eta_0)$  is again decreasing in  $\lambda$ . This means that there is a second local minimum of the objective function, at an interior value of  $\lambda$ . Which of the two local minima represents the global minimum of the function depends on parameter values.

In the case illustrated in the figure, the interior local minimum achieves a lower value of the objective than the choice  $\lambda_t = 0$ , for all values of  $\tilde{\theta}$  less than a critical value that is slightly larger than 0.2805. (As shown in the figure, when  $\tilde{\theta} = 0.2805$ , the interior minimum achieves a value of the objective that is quite close to the value  $RHS(0; \eta_0)$ . However, the value achieved remains slightly smaller: there is a (barely visible) green dashed line, just below the blue dashed line at the normalized value 1.0.) But the normalized value of the objective at the interior minimum increases as  $\tilde{\theta}$  is increased, and for a value of  $\tilde{\theta}$  only slightly greater than 0.2805, the normalized value becomes greater than 1.0 (which is to say, the interior local minimum is no longer the global minimum of the objective). When this critical value of  $\tilde{\theta}$  is passed, the optimal value  $\lambda^*(\eta_0)$  jumps discontinuously from the interior local minimum (which is a continuously decreasing function of  $\tilde{\theta}$ ) to the value zero. When this happens, the optimal long-run level for the normalized uncertainty measure  $\eta_\infty$  increases discontinuously, from a value on the lower branch of the correspondence shown in the right panel of Figure 7 to the value  $\eta_0 = K/K + 1$ . For all values of  $\tilde{\theta}$  higher than this, it is optimal to choose a completely uninformative memory for all  $t$ , so that  $\eta_t = \eta_0$  for all  $t$ , and hence  $\eta_t \rightarrow \eta_\infty = \eta_0$ .

### F.3 The case $\rho = 0$

Additional analytical results are possible in the case that  $\rho = 0$  (the external state is an i.i.d. random variable). In this case, the optimal choice for the direction vector is given by

$$\tilde{v}_t = \frac{1}{\sqrt{e_1' \tilde{X}_t e_1}} e_1;$$

that is, the optimal memory structure stores only a noisy record of  $\hat{\mu}_t$ , placing no weight on the value of  $y_t$ . This is optimal since information about the current state  $y_t$  (apart from the estimate  $\hat{\mu}_t$ , which takes into account the observation of  $y_t$ ) is of no use in improving estimates or decisions in periods  $\tau > t$ .

As a consequence, the degree of uncertainty at the beginning of next period given the memory choice  $\lambda_t$  is given by

$$\tilde{\Sigma}_{t+1} = \tilde{\Sigma}_0 - \lambda_t \frac{1}{e_1' \tilde{X}_t e_1} \left( \tilde{X}_t e_1 \right) \left( \tilde{X}_t e_1 \right)'$$

Hence the law of motion of  $\eta_{t+1} = \phi(\eta_t; \lambda_t)$  is given by

$$\eta_{t+1} = \frac{e_1' \tilde{\Sigma}_{t+1} e_1}{e_1' \tilde{\Sigma}_{t+1} e_1 + 1} = 1 - \frac{1}{e_1' \tilde{\Sigma}_{t+1} e_1 + 1} = 1 - \frac{1}{K + 1 - \lambda_t (K - \eta_t)} \equiv \phi(\eta_t; \lambda_t). \quad (\text{F.4})$$



The value function satisfies a Bellman equation of the form

$$\tilde{V}(\eta_t) = \min_{\lambda_t} \left[ \beta^2 \eta_t - \frac{\tilde{\theta}}{2} \log(1 - \lambda) + \beta \tilde{V}(\phi(\eta_t; \lambda_t)) \right].$$

The first order condition with respect to  $\lambda_t$  is

$$\frac{\tilde{\theta}}{2} \frac{1}{1 - \lambda_t} + \beta \tilde{V}'(\eta_{t+1}) \frac{\partial \phi(\eta_t; \lambda_t)}{\partial \lambda_t} = 0. \quad (\text{F.5})$$

And the envelope condition is

$$\tilde{V}'(\eta_t) = \beta^2 + \beta \tilde{V}'(\eta_{t+1}) \frac{\partial \phi(\eta_t; \lambda_t)}{\partial \eta_t}.$$

We can use these two conditions to derive an Euler equation for the dynamics of the scaled uncertainty measure.

Substituting the solution (F.4) for  $\phi(\eta_t; \lambda_t)$  and taking the derivative with respect to  $\lambda_t$ , we can rewrite (F.5) as

$$\begin{aligned} \tilde{V}'(\eta_{t+1}) &= -\frac{\tilde{\theta}}{2\beta} \frac{1}{1 - \lambda_t} \left( \frac{\partial \phi(\eta_t; \lambda_t)}{\partial \lambda_t} \right)^{-1} \\ &= -\frac{\tilde{\theta}}{2\beta} \frac{1}{1 - \lambda_t} \left( -\frac{(K - \eta_t)}{(K + 1 - \lambda_t(K - \eta_t))^2} \right)^{-1} \\ &= \frac{\tilde{\theta}}{2\beta} \frac{(K + 1 - \lambda_t(K - \eta_t))^2}{(1 - \lambda_t)(K - \eta_t)} \\ &= \frac{\tilde{\theta}}{2\beta} \frac{1}{(1 - \eta_{t+1})(1 - (1 - \eta_{t+1})(1 + \eta_t))}, \end{aligned}$$

where the last equality is derived by again substituting the law of motion (F.4). It follows that if  $\eta_t \rightarrow \eta_\infty$  in the long run, the stationary solution  $\eta_\infty$  must satisfy

$$\tilde{V}'(\eta_\infty) = \frac{\tilde{\theta}}{2\beta} \frac{1}{(1 - \eta_\infty)\eta_\infty^2}. \quad (\text{F.6})$$

Next we rewrite (F.3), again taking the derivative of expression (F.4) for  $\tilde{\eta}_t; \lambda_t$ :

$$\begin{aligned} \tilde{V}'(\eta_t) &= \beta^2 + \beta \tilde{V}'(\eta_{t+1}) \frac{\partial \phi(\eta_t; \lambda_t)}{\partial \eta_t} \\ &= \beta^2 + \beta \tilde{V}'(\eta_{t+1}) \frac{\lambda_t}{(K + 1 - \lambda(K - \eta_t))^2} \\ &= \beta^2 + \beta \tilde{V}'(\eta_{t+1}) \frac{\lambda_t}{(1 - \eta_{t+1})^{-2}} \\ &= \beta^2 + \beta \tilde{V}'(\eta_{t+1}) (1 - \eta_{t+1})^2 \frac{(K + 1)(1 - \eta_{t+1}) - 1}{(K - \eta_t)(1 - \eta_{t+1})}. \end{aligned}$$

It follows that the stationary solution  $\eta_\infty$  must satisfy

$$\tilde{V}'(\eta_\infty) = \beta^2 + \beta \tilde{V}'(\eta_\infty) \frac{(1 - \eta_\infty) [(K + 1)(1 - \eta_\infty) - 1]}{K - \eta_\infty}. \quad (\text{F.7})$$

Moreover, in a stationary solution, the value  $\tilde{V}'(\eta_\infty)$  given by (F.6) must also be the value of  $\tilde{V}'(\eta_\infty)$  in (F.7). Using (F.6) to substitute for  $\tilde{V}'(\eta_\infty)$  in (F.7), we obtain a condition that must be satisfied by  $\eta_\infty$  in any stationary solution with an interior optimum (i.e., a stationary solution in which  $0 < \eta_\infty < K/(K + 1)$ ):

$$\tilde{\theta} = 2\beta^3(1 - \eta_\infty)\eta_\infty^2 \left[ 1 - \beta \frac{(K + 1)(1 - \eta_\infty)^2 - (1 - \eta_\infty)}{K - \eta_\infty} \right]^{-1}. \quad (\text{F.8})$$

This is the relationship between  $\tilde{\theta}$  and  $\eta_\infty$  that is graphed as a connected black curve in Figure 7. Note that for any value  $0 < \eta_\infty < K/(K + 1)$ , there is a unique  $\tilde{\theta} > 0$  consistent with this relationship; but (as shown in the right panel of Figure 7) there may be multiple solutions for  $\eta_\infty$  consistent with a given value of  $\tilde{\theta}$ .

## G Predicted Values for the Quantitative Measures of Over-Reaction

Here we provide further explanation of the numerical results reported in section 4 of the main text.

### G.1 Long-run stationary fluctuations

From the definition of the univariate memory state  $\tilde{m}_{t+1} = \lambda_t v'_t \bar{s}_t + \omega_{t+1}$ , we can derive a law of motion for the univariate memory state  $\tilde{m}_t$ . Using the subscript  $\infty$  for the long-run stationary coefficients, we get

$$\begin{aligned} \tilde{m}_{t+1} &= \lambda_\infty v'_\infty \bar{s}_t + \tilde{\omega}_{t+1} \\ &= \lambda_\infty v_\infty \begin{pmatrix} \hat{\mu}_t \\ y_t \end{pmatrix} + \tilde{\omega}_{t+1} \\ &= \lambda_\infty [e'_1 v_\infty \{(e'_1 - \gamma_1 c') m_t + \gamma_1 y_t\} + (e'_2 v_\infty) y_t] + \tilde{\omega}_{t+1} \\ &= \lambda_\infty [e'_1 v_\infty \{(e'_1 - \gamma_1 c') X_\infty v_\infty \tilde{m}_t + \gamma_1 y_t\} + (e'_2 v_\infty) y_t] + \tilde{\omega}_{t+1} \\ &= \rho_m \tilde{m}_t + \rho_{my} y_t + \tilde{\omega}_{t+1} \end{aligned}$$

where  $\rho_m \equiv \lambda_\infty (e'_1 v_\infty) (e'_1 - \gamma_1 c') X_\infty v_\infty$  and  $\rho_{my} \equiv \lambda_\infty (\gamma_1 + e'_2 v_\infty)$ .

In the long run, we can describe the evolution of the DM's cognitive state using the following system of equations:

$$\begin{aligned} \tilde{m}_{t+1} &= \rho_m \tilde{m}_t + \rho_{my} y_t + \tilde{\omega}_{t+1} \\ y_{t+1} &= (1 - \rho) \mu + \rho y_t + \epsilon_{y,t+1} \end{aligned}$$

Therefore, we can write it as a VAR(1) system with constant coefficients and Gaussian innovation terms:

$$\begin{pmatrix} \tilde{m}_{t+1} \\ y_{t+1} \end{pmatrix} = \begin{pmatrix} 0 \\ 1 - \rho \end{pmatrix} \mu + \begin{pmatrix} \rho_m & \rho_{my} \\ 0 & \rho \end{pmatrix} \begin{pmatrix} \tilde{m}_t \\ y_t \end{pmatrix} + \begin{pmatrix} \tilde{\omega}_{t+1} \\ \epsilon_{y,t+1} \end{pmatrix}$$

In the case of a fixed per-period bound on mutual information, we can compute the impulse responses for the DM's estimate of  $\mu$  and her one-quarter-ahead forecast of the external state, as explained in section 3.3. Here we present additional figures, showing what the impulse responses shown in Figures 8 and 9 in the text would be like in the case of alternative values of  $\rho$  than the ones assumed in those figures. In Figures xx and xx shown here, each panel corresponds to a different value of  $\rho$ , and shows the responses for several different possible values of  $\bar{\lambda}$ . (As with Figures 8 and 9 in the main text, we here assume  $K = 1$ .)

Figure 13: Impulse responses of the DM's estimate of  $\mu$  for alternative degrees of persistence  $\rho$  of the external state process.

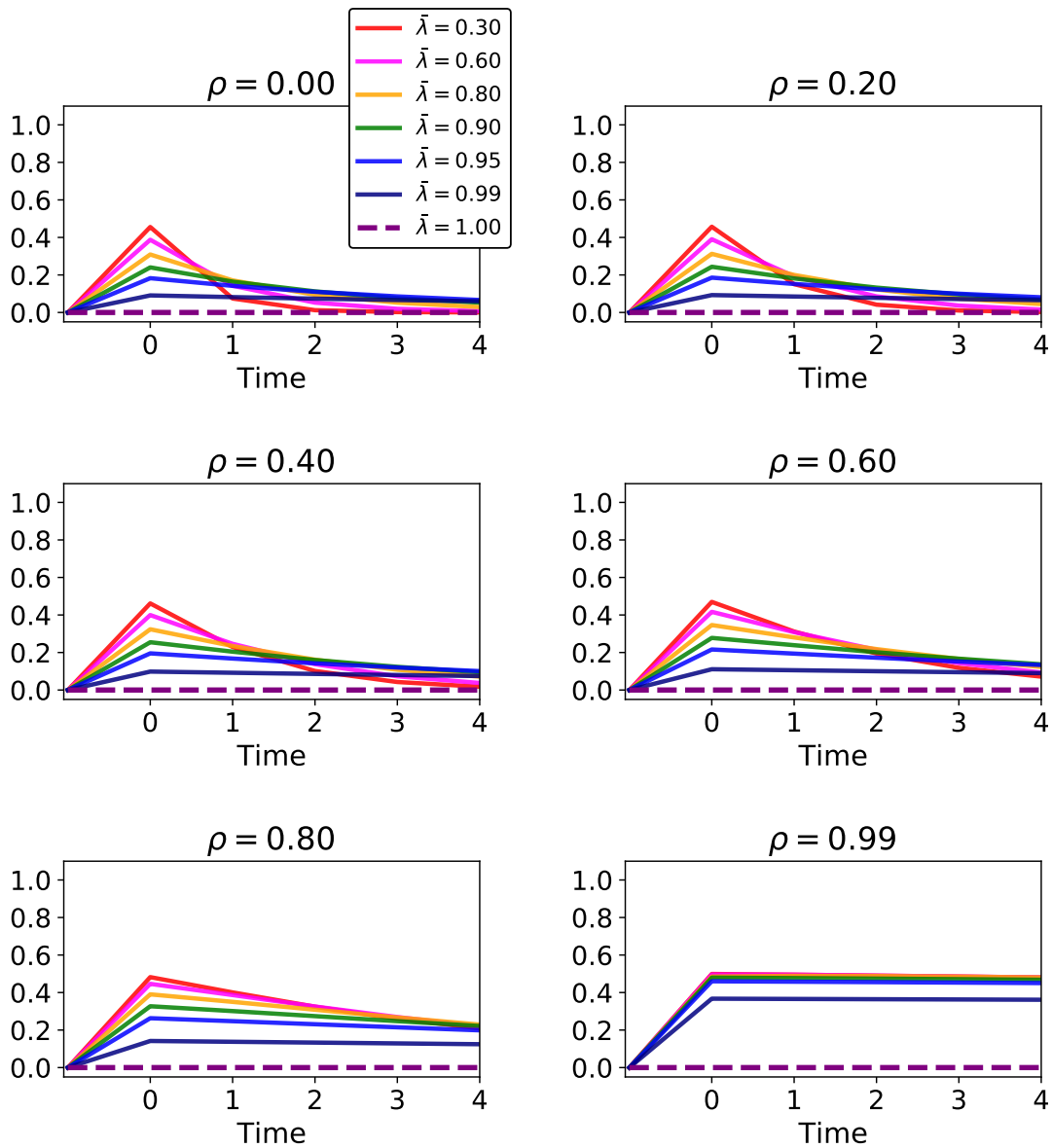
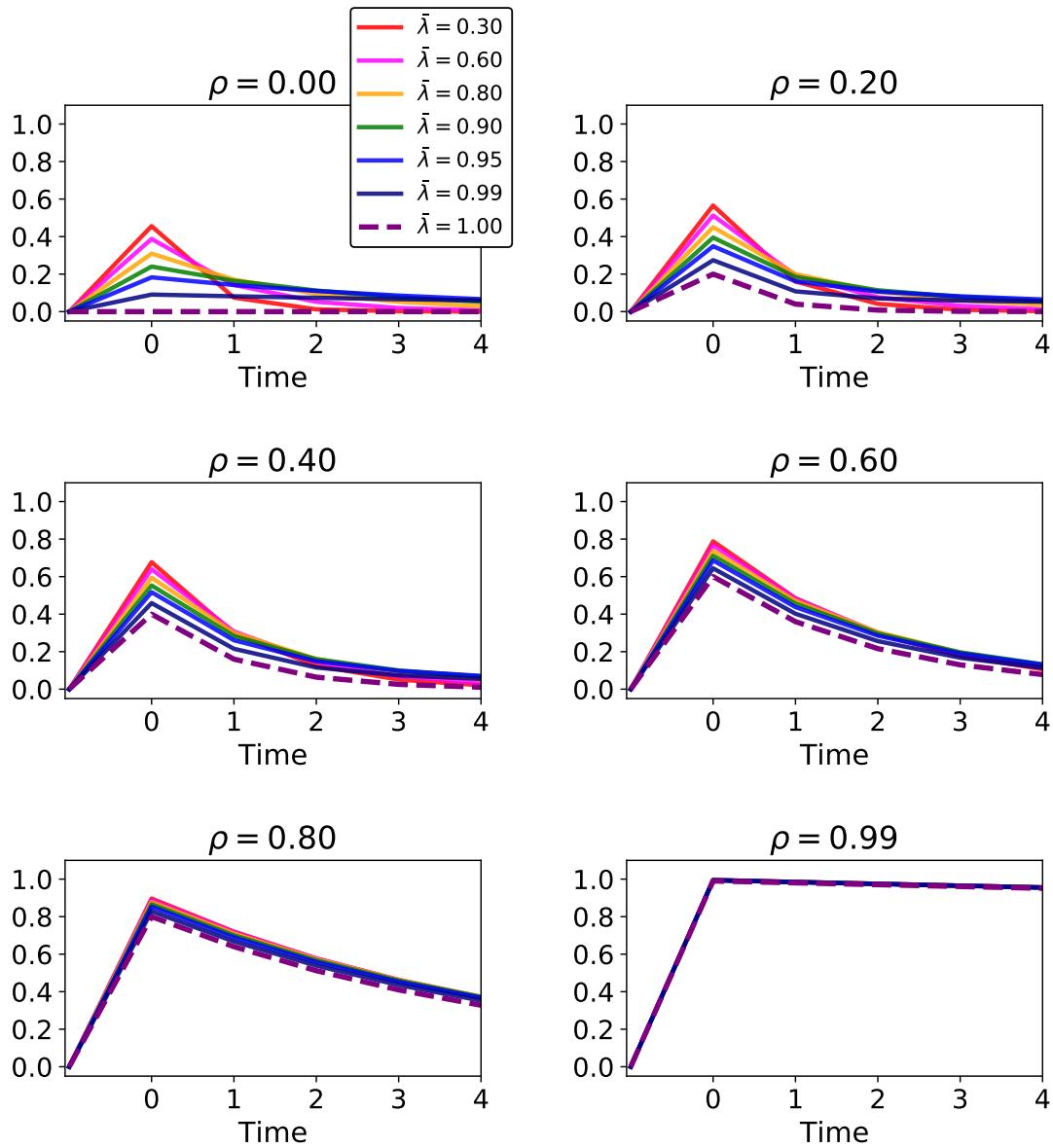


Figure 14: Impulse responses of the DM's one-quarter-ahead forecast of the external state for alternative degrees of persistence  $\rho$  of the external state process.



## G.2 Predicted value of the regression coefficient $\rho_h^{subj}$

Given a long enough series of observations from an environment with a fixed  $\mu$ , our model yields stationary values for the Kalman gain  $\gamma_1$  and for the amplitude of fluctuations in the memory state  $var[\bar{m}_t]$ . We can then compute the value of the following long-run second moments:

$$\begin{aligned} var[\bar{m}_t|\mu] &= var[\bar{m}_t] - cov[\bar{m}_t, \mu]var[\mu]^{-1}cov[\mu, \bar{m}_t] \\ &= var[\bar{m}_t] - cov[\bar{m}_t, x_t]e_1var[\mu]^{-1}e_1'cov[x_t, \bar{m}_t] \\ &= var[\bar{m}_t] - \frac{1}{var[\mu]}var[\bar{m}_t]e_1e_1'var[\bar{m}_t] \end{aligned}$$

$$\begin{aligned} cov[\hat{\mu}_t, y_t|\mu] &= cov[(e_1' - \gamma_1c')\bar{m}_t + \gamma_1y_t, y_t|\mu] \\ &= (e_1' - \gamma_1c')cov[\bar{m}_t, y_t|\mu] + \gamma_1var[y_t|\mu] \\ &= (e_1' - \gamma_1c')var[\bar{m}_t|\mu]c + \gamma_1var[y_t|\mu] \end{aligned}$$

$$\begin{aligned} var[\hat{\mu}_t|\mu] &= var[(e_1' - \gamma_1c')\bar{m}_t + \gamma_1y_t|\mu] \\ &= (e_1' - \gamma_1c')var[\bar{m}_t|\mu](e_1 - \gamma_1c) + \gamma_1^2var[y_t|\mu] + 2\gamma_1(e_1' - \gamma_1c')cov[\bar{m}_t, y_t|\mu] \\ &= (e_1' - \gamma_1c')var[\bar{m}_t|\mu](e_1 - \gamma_1c) + \gamma_1^2var[y_t|\mu] + 2\gamma_1(e_1' - \gamma_1c')var[\bar{m}_t|\mu]c \end{aligned}$$

In order to write the dynamics of the model in terms of scale-invariant quantities, we divide each second moment by  $var[y_t|\mu] = \sigma_y^2$ . Thus we can write

$$\begin{aligned} \frac{var[\bar{m}_t|\mu]}{var[y_t|\mu]} &= \tilde{\Sigma}_{\bar{m}} - \frac{1}{K}\tilde{\Sigma}_{\bar{m}}e_1e_1'\tilde{\Sigma}_{\bar{m}} \\ \frac{cov[\hat{\mu}_t, y_t|\mu]}{var[y_t|\mu]} &= (e_1' - \gamma_1c')\frac{var[\bar{m}_t|\mu]}{var[y_t|\mu]}c + \gamma_1 \\ \frac{var[\hat{\mu}_t|\mu]}{var[y_t|\mu]} &= (e_1' - \gamma_1c')\frac{var[\bar{m}_t|\mu]}{var[y_t|\mu]}(e_1 - \gamma_1c) + \gamma_1^2 + 2\gamma_1(e_1' - \gamma_1c')\frac{var[\bar{m}_t|\mu]}{var[y_t|\mu]}c, \end{aligned}$$

using the notation  $\tilde{\Sigma}_{\bar{m}} \equiv var[\bar{m}_t]/\sigma_y^2$ .

We now wish to calculate the predicted asymptotic value of the regression coefficient

$$\rho_h^{subj} \equiv \frac{cov[\hat{y}_{t+h|t}, y_t|\mu]}{var[y_t|\mu]}$$

where  $\hat{y}_{t+h|t} \equiv E[y_{t+h}|\bar{m}_t, y_t]$ . From

$$\begin{aligned} cov[\hat{y}_{t+h|t}, y_t|\mu] &= cov[(1 - \rho^h)\hat{\mu}_t + \rho^hy_t, y_t|\mu] \\ &= (1 - \rho^h)cov[\hat{\mu}_t, y_t|\mu] + \rho^hvar[y_t|\mu], \end{aligned}$$

where  $\hat{\mu}_t \equiv E[\mu|\bar{m}_t, y_t]$ , we can then compute

$$\begin{aligned} \rho_h^{subj} &= (1 - \rho^h)\frac{cov[\hat{\mu}_t, y_t|\mu]}{var[y_t|\mu]} + \rho^h \\ &= (1 - \rho^h)\left[(e_1' - \gamma_1c')\left(\tilde{\Sigma}_{\bar{m}} - \frac{1}{K}\tilde{\Sigma}_{\bar{m}}e_1e_1'\tilde{\Sigma}_{\bar{m}}\right)c + \gamma_1\right] + \rho^h. \end{aligned}$$

These are the coefficients whose values are plotted against the value of  $\rho_h = \rho^h$  in Figure 10.

### G.3 Predicted value of the Coibion-Gorodnichenko regression coefficient $b$

We wish to compute the predicted asymptotic value of the regression coefficient  $b \equiv \frac{\text{cov}[FE_t, FR_t]}{\text{var}[FR_t]}$ , where  $FE_t \equiv y_{t+1} - \hat{y}_{t+1|t}$  and  $FR_t \equiv \hat{y}_{t+1|t} - \hat{y}_{t+1|t-1}$ .

From  $\hat{y}_{t+1|t} = (1 - \rho)\hat{\mu}_t + \rho y_t$  and  $\hat{y}_{t+1|t-1} = (1 - \rho^2)\hat{\mu}_{t-1} + \rho^2 y_{t-1}$ , we get

$$\begin{aligned} FE_t &= ((1 - \rho)\mu + \rho y_t + \epsilon_{y,t+1}) - ((1 - \rho)\hat{\mu}_t + \rho y_t) \\ &= (1 - \rho)\mu - (1 - \rho)\hat{\mu}_t + \epsilon_{y,t+1} \\ FR_t &= ((1 - \rho)\hat{\mu}_t + \rho y_t) - ((1 - \rho^2)\hat{\mu}_{t-1} + \rho^2 y_{t-1}) \\ &= \rho(1 - \rho)\mu + (1 - \rho)\hat{\mu}_t - (1 - \rho^2)\hat{\mu}_{t-1} + \rho\epsilon_{y,t} \end{aligned}$$

Then

$$\begin{aligned} \text{cov}[FE_t, FR_t|\mu] &= -(1 - \rho)^2 \text{var}[\hat{\mu}_t|\mu] + (1 - \rho)(1 - \rho^2) \text{cov}[\hat{\mu}_t, \hat{\mu}_{t-1}|\mu] \\ \text{var}[FR_t|\mu] &= \{(1 - \rho)^2 + (1 - \rho^2)^2\} \text{var}[\hat{\mu}_t|\mu] + \text{var}[\rho\epsilon_{y,t}|\mu] - 2(1 - \rho)(1 - \rho^2) \text{cov}[\hat{\mu}_t, \hat{\mu}_{t-1}|\mu] \\ &\quad + 2\rho(1 - \rho) \text{cov}[\hat{\mu}_t, \epsilon_t|\mu] \\ &= \{(1 - \rho)^2 + (1 - \rho^2)^2\} \text{var}[\hat{\mu}_t|\mu] + \rho^2 \sigma_\epsilon^2 - 2(1 - \rho)(1 - \rho^2) \text{cov}[\hat{\mu}_t, \hat{\mu}_{t-1}|\mu] \\ &\quad + 2\rho(1 - \rho)\gamma_1 \sigma_\epsilon^2, \end{aligned}$$

where we have substituted  $\text{cov}[\hat{\mu}_t, \epsilon_t|\mu] = \text{cov}[\gamma_1 \epsilon_{y,t}, \epsilon_{y,t}|\mu] = \gamma_1 \sigma_\epsilon^2$  to obtain the last equality.

It then follows that

$$\begin{aligned} \frac{\text{cov}[FE_t, FR_t|\mu]}{\text{var}[y_t|\mu]} &= -(1 - \rho)^2 \frac{\text{var}[\hat{\mu}_t|\mu]}{\text{var}[y_t|\mu]} + (1 - \rho)(1 - \rho^2) \frac{\text{cov}[\hat{\mu}_t, \hat{\mu}_{t-1}|\mu]}{\text{var}[y_t|\mu]} \\ \frac{\text{var}[FR_t|\mu]}{\text{var}[y_t|\mu]} &= \{(1 - \rho)^2 + (1 - \rho^2)^2\} \frac{\text{var}[\hat{\mu}_t|\mu]}{\text{var}[y_t|\mu]} + \rho^2(1 - \rho^2) - 2(1 - \rho)(1 - \rho^2) \frac{\text{cov}[\hat{\mu}_t, \hat{\mu}_{t-1}|\mu]}{\text{var}[y_t|\mu]} \\ &\quad + 2\rho(1 - \rho)(1 - \rho^2)\gamma_1. \end{aligned}$$

Using these expressions, we can compute the Coibion-Gorodnichenko regression coefficient

$$b = \frac{\text{cov}[FE_t, FR_t|\mu]}{\text{var}[y_t|\mu]} \left( \frac{\text{var}[FR_t|\mu]}{\text{var}[y_t|\mu]} \right)^{-1}.$$

Note that when  $\rho = 0$ , this implies that  $b = -\frac{1}{2}$ , since

$$\begin{aligned} \frac{\text{cov}[FE_t, FR_t|\mu]}{\text{var}[y_t|\mu]} &= -\frac{\text{var}[\hat{\mu}_t|\mu]}{\text{var}[y_t|\mu]} + \frac{\text{cov}[\hat{\mu}_t, \hat{\mu}_{t-1}|\mu]}{\text{var}[y_t|\mu]} \\ \frac{\text{var}[FR_t|\mu]}{\text{var}[y_t|\mu]} &= 2\frac{\text{var}[\hat{\mu}_t|\mu]}{\text{var}[y_t|\mu]} - 2\frac{\text{cov}[\hat{\mu}_t, \hat{\mu}_{t-1}|\mu]}{\text{var}[y_t|\mu]} = -2 \left( \frac{\text{cov}[FE_t, FR_t|\mu]}{\text{var}[y_t|\mu]} \right). \end{aligned}$$

Finally, to evaluate the expressions needed in order to compute the predicted value of  $b$ , in general we need to be able to compute  $cov[\hat{\mu}_t, \hat{\mu}_{t-1}|\mu]$ . For this, we need to solve for the long-run stationary fluctuations in  $\hat{\mu}_t$ . Using the notation  $X_\infty$  and  $v_\infty$  for the long-run stationary values of  $X_t$  and  $v_t$ , we can derive the long-run dynamics of  $\hat{\mu}_t$  as follows.

$$\begin{aligned}
\hat{\mu}_t &= (e'_1 - \gamma_1 c') \bar{m}_t + \gamma_1 y_t \\
&= (e'_1 - \gamma_1 c') \left( (\lambda_\infty X_\infty v_\infty v_\infty) \begin{pmatrix} \hat{\mu}_{t-1} \\ y_{t-1} \end{pmatrix} + \bar{\omega}_t \right) + \gamma_1 y_t \\
&= (e'_1 - \gamma_1 c') (\lambda_\infty X_\infty v_\infty (e'_1 v_\infty \hat{\mu}_{t-1} + e'_2 v_\infty y_{t-1}) + \bar{\omega}_t) + \gamma_1 (\rho y_{t-1} + \epsilon_t) \\
&= \rho_{\hat{\mu}} \hat{\mu}_{t-1} + \rho_{\hat{\mu}, y} y_{t-1} + \epsilon_{\hat{\mu}t},
\end{aligned}$$

where  $\rho_{\hat{\mu}} \equiv \lambda_\infty e'_1 v_\infty (e'_1 - \gamma_1 c') X_\infty v_\infty$ ,  $\rho_{\hat{\mu}, y} \equiv \lambda_\infty e'_2 v_\infty (e'_1 - \gamma_1 c') X_\infty v_\infty + \gamma_1 \rho$ , and  $\epsilon_{\hat{\mu}t} = (e'_1 - \gamma_1 c') \bar{\omega}_t + \gamma_1 \epsilon_{y,t}$ . From this, we can derive

$$\begin{aligned}
cov[\hat{\mu}_t, \hat{\mu}_{t-1}|\mu] &= cov[\rho_{\hat{\mu}} \hat{\mu}_{t-1} + \rho_{\hat{\mu}, y} y_{t-1}, \hat{\mu}_{t-1}|\mu] \\
&= \rho_{\hat{\mu}} var[\hat{\mu}_t|\mu] + \rho_{\hat{\mu}, y} cov[\hat{\mu}_t, y_t|\mu].
\end{aligned}$$